

9-3-2013

A novel mGluR5 antagonist, MFZ 10-7, inhibits cocaine-taking and cocaine-seeking behavior in rats

Thomas Keck

Rowan University, keckt@rowan.edu

Mu-Fa Zou

Gui-Hua Bi

Hai-Ying Zhang

Xiao-Fei Wang

See next page for additional authors

Follow this and additional works at: http://rdw.rowan.edu/csm_facpub

 Part of the [Medicinal-Pharmaceutical Chemistry Commons](#)

Recommended Citation

Keck, Thomas; Zou, Mu-Fa; Bi, Gui-Hua; Zhang, Hai-Ying; Wang, Xiao-Fei; Yang, Hong-Ju; Srivastava, Ratika; Gardner, Elliott L.; Xi, Zheng-Xiong; and Newman, Amy Hauck, "A novel mGluR5 antagonist, MFZ 10-7, inhibits cocaine-taking and cocaine-seeking behavior in rats" (2013). *Faculty Scholarship for the College of Science & Mathematics*. 32.

http://rdw.rowan.edu/csm_facpub/32

This Article is brought to you for free and open access by the College of Science & Mathematics at Rowan Digital Works. It has been accepted for inclusion in Faculty Scholarship for the College of Science & Mathematics by an authorized administrator of Rowan Digital Works. For more information, please contact jiras@rowan.edu, rdw@rowan.edu.

Authors

Thomas Keck, Mu-Fa Zou, Gui-Hua Bi, Hai-Ying Zhang, Xiao-Fei Wang, Hong-Ju Yang, Ratika Srivastava, Elliott L. Gardner, Zheng-Xiong Xi, and Amy Hauck Newman

A novel mGluR5 antagonist, MFZ 10-7, inhibits cocaine-taking and cocaine-seeking behavior in rats

Thomas M. Keck¹, Mu-Fa Zou¹, Guo-Hua Bi², Hai-Ying Zhang², Xiao-Fei Wang², Hong-Ju Yang², Ratika Srivastava², Eliot L. Gardner², Zheng-Xiong Xi² & Amy Hauck Newman¹

Medicinal Chemistry Section, Molecular Targets and Medications Discovery Branch¹ and Neuropsychopharmacology Section, Chemical Biology Research Branch, Intramural Research Program², National Institute on Drug Abuse, NIH, DHHS, Baltimore, MD, USA

ABSTRACT

Pre-clinical studies suggest that negative allosteric modulators (NAMs) of the metabotropic glutamate receptor subtype 5 (mGluR5), including 2-methyl-6-(phenylethynyl)pyridine (MPEP), 3-[(2-methyl-1,3-thiazol-4-yl)ethynyl]pyridine (MTEP) and fenobam are highly effective in attenuating drug-taking and drug-seeking behaviors. However, both MPEP and MTEP have no translational potential for use in humans because of their off-target effects and short half-lives. Here, we report that 3-fluoro-5-[(6-methylpyridin-2-yl)ethynyl]benzotrile (MFZ 10-7), a novel mGluR5 NAM, is more potent and selective than MPEP, MTEP and fenobam in both *in vitro* binding and functional assays. Similar to MTEP, intraperitoneal administration of MFZ 10-7 inhibited intravenous cocaine self-administration, cocaine-induced reinstatement of drug-seeking behavior and cocaine-associated cue-induced cocaine-seeking behavior in rats. Although MFZ 10-7 and MTEP lowered the rate of oral sucrose self-administration, they did not alter total sucrose intake. Further, MFZ 10-7 appeared to be more potent than MTEP in inducing downward shifts in the cocaine dose–response curve, but less effective than MTEP in attenuating sucrose-induced reinstatement of sucrose-seeking behavior. MFZ 10-7 and MTEP had no effect on basal locomotor behavior. These findings not only provide additional evidence supporting an important role for mGluR5 in cocaine reward and addiction, but also introduce a new tool for both *in vitro* and *in vivo* investigations with which to further characterize this role.

Keywords Cocaine, cue-induced cocaine seeking, MFZ 10-7, mGluR5, MTEP, reinstatement, self-administration, sucrose.

Correspondence to: Zheng-Xiong Xi, Neuropsychopharmacology Section, Chemical Biology Research Branch, Intramural Research Program, National Institute on Drug Abuse, NIH, DHHS, Baltimore, MD, USA. E-mail: zxi@mail.nih.gov; Amy Hauck Newman, Medicinal Chemistry Section, Molecular Targets and Medications Discovery Branch, National Institute on Drug Abuse, NIH, DHHS, Baltimore, MD, USA. E-mail: anewman@intra.nida.nih.gov

INTRODUCTION

Glutamate neurotransmission is critically involved in drug reward and addiction (Olive *et al.* 2012). Glutamate signaling occurs via functional activation of ionotropic glutamate receptors and metabotropic glutamate receptors (mGluRs). Eight mGluRs are classified into three groups based on sequence homology and G protein interactions: group I (mGluR1, mGluR5), group II (mGluR2, mGluR3) and group III (mGluR4, mGluR6, mGluR7 and mGluR8; Ferraguti & Shigemoto 2006). Activation of mGluR1 and mGluR5, which are G_q protein-coupled, induces mobilization of intracellular Ca²⁺ stores and activation of phospholipase C (Schoepp & Conn 1993). mGluR5 is expressed in multiple brain regions, including the mesolimbic structures such as the ventral tegmental

area and the nucleus accumbens, that are critically involved in drug reward and addiction (Shigemoto *et al.* 1993; Romano, Pol & O'Malley 1996). mGluR5 is mostly located postsynaptically (Mitrano & Smith 2007) and co-localized with dopamine D2, adenosine A2A and N-methyl-D-aspartate (NMDA) receptors (Tebano *et al.* 2005).

mGluR5 became a major target of interest in medication development for treatment of addiction when it was reported that mice lacking mGluR5 do not self-administer cocaine and that blockade of mGluR5 by 2-methyl-6-(phenylethynyl)pyridine (MPEP), a negative allosteric modulator (NAM), inhibits cocaine self-administration (Chiamulera *et al.* 2001). Since then, a series of investigations have reported that MPEP and its analog 3-[(2-methyl-1,3-thiazol-4-yl)ethynyl]pyridine

(MTEP), as well as fenobam significantly inhibit behaviors associated with addiction in experimental animals, including cocaine self-administration (Tessari et al. 2004; Kenny et al. 2005; Lee et al. 2005; Paterson & Markou 2005; Martin-Fardon et al. 2009; Keck et al. 2013), cocaine-induced conditioned place preference (McGeehan & Olive 2003; Herzig & Schmidt 2004), cocaine-induced hyperactivity (McGeehan, Janak & Olive 2004), and cocaine-, cue- or stress-induced reinstatement of drug-seeking behavior (Lee et al. 2005; Backström & Hyttiä 2006; Kumaresan et al. 2009; Martin-Fardon & Weiss 2012; Keck et al. 2013; Wang et al. 2013). These data strongly suggest that mGluR5 plays an important role in cocaine abuse and addiction and that mGluR5 NAMs may have potential for the treatment of cocaine addiction in humans (Heidbreder et al. 2003; Olive et al. 2005).

However, MPEP and MTEP have not been tested in human trials for multiple reasons (Lindsley & Emmitte 2009). Off-target effects of MPEP include positive allosteric modulation of mGluR4 (Mathiesen et al. 2003), antagonism of NMDA receptors (O'Leary et al. 2000; Movsesyan et al. 2001), binding to the norepinephrine transporter (Heidbreder et al. 2003) and inhibition of monoamine oxidase A (Lea & Faden 2006). Although MTEP is more selective than MPEP for mGluR5 (Cosford et al. 2003; Lea & Faden 2006), it has been reported to inhibit cytochrome P450 1A2 (Green, Jiang & King 2004), produce social isolation in rats (Koros et al. 2007) and has reduced binding affinity for mGluR5 compared with MPEP (Keck et al. 2012). These off-target effects predict potential undesirable side effects or metabolic instability that were deemed too risky to advance these drugs into the clinic. In light of these limitations, extensive efforts have been undertaken to develop novel potent, selective and metabolically more stable mGluR5 NAMs for potential translation to clinical investigation (Emmitte 2011; Nicoletti et al. 2011; Rocher et al. 2011).

3-Fluoro-5-[(6-methylpyridin-2-yl)ethynyl]benzotrile (MFZ 10-7) is a highly potent mGluR5 NAM (Keck et al. 2012). Structurally, MFZ 10-7 is an analog of MPEP, but has much higher mGluR5 binding affinity and mGluR5 antagonist potency *in vitro* than MPEP, MTEP or fenobam (Keck et al. 2012, 2013). In the present study, we evaluated MFZ 10-7 in a broad receptor screen to determine potential off-target effects, comparing its pharmacological profile with MTEP as well as the clinically investigated mGluR5 NAM fenobam. We then investigated and compared the effects of MFZ 10-7 and MTEP on cocaine self-administration maintained by a single dose or multiple doses, cocaine priming-induced reinstatement of drug-seeking behavior, and cocaine-associated cue-induced cocaine-seeking behavior in rats—three commonly used animal models to predict drug reward

and relapse (O'Brien & Gardner 2005). In addition, we compared the effects of MFZ 10-7 and MTEP on oral sucrose self-administration and reinstatement of sucrose seeking behavior to determine whether both these mGluR5 NAMs selectively inhibit cocaine-taking and cocaine-seeking behavior versus sucrose-taking and sucrose-seeking behavior. Finally, we observed the effects of both compounds on open-field locomotor activity to determine whether either compound produced non-specific locomotor impairment that might underlie the inhibitory effects on cocaine- or sucrose-taking or -seeking behavior.

MATERIALS AND METHODS

Experiment 1: *In vitro* functional assay of mGluR5 NAMs

To compare the *in vitro* potency (IC₅₀) of MFZ 10-7, MPEP, MTEP and fenobam under the same experimental conditions, we used HEK293 cells stably expressing rat mGluR5 in a competitive immunoassay to evaluate G_q protein-mediated production of the intracellular messenger inositol 1,4,5-trisphosphate (IP₃; detailed immunoassay methods in Keck et al. 2012; stable construct described in Romano et al. 1995). Briefly, the IP-One enzyme-linked immunosorbent assay (Cisbio US, Bedford, MA, USA) measures the accumulation of *D-myo*-inositol 1 phosphate (IP₁), a degradation product of IP₃, via an anti-IP₁ monoclonal antibody (Anti-IP₁ Mab) and IP₁-horse-radish peroxidase (IP₁-HRP) conjugate in the presence of LiCl. For each assay, test compounds were dissolved in 30% dimethyl sulfoxide (DMSO) and water to a concentration of 100 μM and serially diluted in 1X stimulation buffer; final test concentrations ranged from 10 μM to 10 pM. After 1-hour incubation with test compounds at 37°C, cells were lysed and the lysate was treated with Anti-IP₁ Mab and IP₁-HRP. The optical density (OD) of each treatment was determined at wavelengths of 450 nm and 620 nm (Spectramax M5 reader and Softmax Pro 5.3 software, Molecular Devices, Sunnyvale, CA, USA). IP₁ levels for each treatment were determined by subtracting the OD at 620 nm from the OD at 450 nm and normalizing to vehicle-only control values. IC₅₀ values for inverse agonism (no agonist present) were calculated from at least three independent experiments.

Experiment 2: *In vitro* binding assays of mGluR5 NAMs

Receptor binding data for MPEP, MTEP and fenobam have been reported previously (Gasparini et al. 1999; Porter et al. 2005), but the present experiment was designed to compare the mGluR5 binding affinity (K_i) of these compounds with MFZ 10-7 under identical experimental

conditions, using experimental procedures reported previously (detailed methods in Keck *et al.* 2012). Briefly, binding was performed in membranes prepared from the brains of male Sprague–Dawley rats. Whole brains minus the cerebellum were homogenized in cold assay buffer (50 mM Tris, 120 mM NaCl, 5 mM KCl, pH 7.4 at 25°C) and centrifuged at 50 000 g for 10 minutes at 4°C. The resulting pellet was re-suspended in cold assay buffer, re-centrifuged and re-suspended in buffer to a concentration of 75 mg/ml. Ligand binding experiments were conducted at room temperature for 60 minutes in glass assay tubes containing 0.5 ml total volume. Each reaction contained 4 nM [³H]MPEP (American Radiolabeled Chemicals, St. Louis, MO, USA), 7.5 mg of brain tissue (original wet weight), and varying concentrations of test compounds. Non-specific binding was determined using 100 μM MPEP. Incubations were terminated by rapid filtration and washing with cold assay buffer. Filters were transferred to scintillation vials, scintillation fluid was added and the vials were counted in a liquid scintillation counter. Each compound was tested over full dose–response curves, with test compound concentrations at half-log units ranging from 10 pM to 100 μM final concentration, performed in triplicate. K_i values were determined from at least three independent experiments.

In a previous *in vitro* binding screen of 64 functional receptor/enzyme proteins, MFZ 10-7 bound to two off-target binding sites at a 10 μM concentration: the prostaglandin thromboxane A2 receptor (TXA2) and the peripheral monoamine oxidase-B enzyme (MAO-B; Keck *et al.* 2012). To assess the likelihood of these sites affecting the results of behavioral experiments, the binding affinities of MFZ 10-7, MTEP and fenobam at these sites were also determined [National Institute on Drug Abuse (NIDA) Contract N01DA-8-8877—Caliper LifeSciences].

Experiment 3: Cocaine self-administration

Animals

Male Long-Evans rats (250–300 g; Charles River Laboratories, Raleigh, NC, USA) were used for all experiments. They were individually housed in a climate-controlled room on a reverse light–dark cycle (lights on at 1900 hours, lights off at 0700 hours) with *ad libitum* access to food and water. All experimental procedures were conducted in accordance with the *Guide for the Care and Use of Laboratory Animals* (US National Academy of Sciences), and were approved by the Animal Care and Use Committee of the National Institute on Drug Abuse. The animal facility was fully accredited by the Association for Assessment and Accreditation of Laboratory Animal Care International.

Surgery

Intravenous (i.v.) catheterization of the right external jugular vein was performed under sodium pentobarbital (60 mg/kg, i.p.) anesthesia, utilizing standard aseptic surgical techniques as we reported previously (Xi *et al.* 2010, 2013). To help prevent clogging, the catheters were flushed daily with a gentamicin–heparin–saline solution (0.1 mg/ml gentamicin, 30 IU/ml heparin; ICN Biochemicals, Cleveland, OH, USA).

Apparatus

Self-administration chambers from MED Associates Inc. (Saint Albans, VT, USA) were the same as used previously (Xi *et al.* 2010, 2013).

Multiple-dose cocaine self-administration

To determine whether MFZ 10-7 or MTEP attenuates cocaine's rewarding efficacy, we observed the effects of both compounds on the cocaine dose–response self-administration curve. This is based upon the well-accepted view that a leftward or upward shift of a dose–response curve reflects an increase in pharmacological action, and vice versa (Hiranita *et al.* 2009). After recovery from surgery, each rat was placed into a test chamber and allowed to lever-press for i.v. cocaine (1 mg/kg/infusion) on a fixed ratio 1 (FR1) reinforcement schedule. Each cocaine infusion delivered a volume of 0.08 ml/infusion over 4.65 seconds and was paired with the simultaneous presentation of a stimulus light and tone (each lasting 4.65 seconds). Each session lasted 3 hours. FR1 reinforcement was used for 5 days to establish stable self-administration. Subjects were then allowed to continue cocaine self-administration (0.5 mg/kg/infusion) under FR2 reinforcement. After stable self-administration was established on the FR2 schedule (less than 10% variation in total infusions over 3 consecutive days), animals were switched to multiple-dose cocaine self-administration maintained by a full range of cocaine doses (0.03, 0.06, 0.125, 0.25, 0.5, 1.0 mg/kg/infusion) in a single dose–response session (Hiranita *et al.* 2009; Keck *et al.* 2013). Each dose–response session consisted of six sequential trials, beginning with a 30-minute extinction period (0 mg/kg cocaine) followed by six 20-minute components in which different cocaine doses were delivered. A 20-minute intertrial time-out period was included between each session to allow for changing the cocaine dose. Infusion volume, infusion duration and the presentation of a stimulus light and tone (each lasting 4.65 seconds) during the infusion remained constant across all trials. Self-administration continued until stable cocaine-maintained responding was achieved (i.e. a minimum of 10 mg/kg cocaine intake within a session and less than 10% variation in total number of cocaine

infusions for 3 consecutive days). Then, each rat ($n = 7$) randomly received either vehicle or one of two doses of MFZ 10-7 (3, 10 mg/kg, i.p.) or MTEP (3, 10 mg/kg, i.p.) 15 minutes prior to the test session. Animals then received an additional 2–3 days of self-administration of cocaine alone until the baseline response rate was reestablished prior to testing the next dose of MTEP or MFZ 10-7. The order of testing for the various doses of drug or vehicle was counterbalanced.

Single-dose cocaine self-administration

Given that the multiple-dose cocaine self-administration experiment lasted at least 4 hours per test session, while the pharmacological action of a test drug may last shorter than 4 hours, it is likely that a single injection of a test drug may inhibit self-administration maintained by initial lower doses of cocaine, but not by subsequent high doses of cocaine. Therefore, we used two additional groups of rats ($n = 7$ – 11 per group) to study whether a single injection of MFZ 10-7 or MTEP inhibits cocaine self-administration maintained by a single high dose (0.5 mg/kg/injection) of cocaine. The initial cocaine self-administration procedures were the same as described above. Each session lasted 3 hours. To avoid cocaine overdose during the self-administration period, each animal was limited to a maximum of 50 cocaine injections per 3-hour session. After stable self-administration was established on the FR2 schedule (less than 10% variation in total infusions over 3 consecutive days), the effects of MFZ 10-7 and MTEP on cocaine self-administration were assessed. Drugs were administered (i.p.) 15 minutes prior to testing. After each drug test, animals continued daily cocaine self-administration until stable self-administration was reestablished. The order of testing for various doses of each compound was counterbalanced.

Experiment 4: Sucrose self-administration

The procedures for sucrose self-administration were identical to the procedures for cocaine self-administration except for the following: (1) no surgery was performed on the animals; (2) active lever presses led to delivery of 0.1 ml of 5% sucrose solution into a liquid food tray on the operant chamber wall along with presentation of a stimulus light and tone; (3) 3-hour FR1 acquisition sessions were capped at 100 deliveries; and (4) test sessions were 90 minutes in length and were capped at 100 deliveries. After stable sucrose self-administration was established on the FR1 schedule (less than 10% variation in total deliveries over 3 consecutive days), the effects of MFZ 10-7 and MTEP on sucrose self-administration were determined in two separate groups of rats ($n = 7$ per group). Drug doses and administration methods were identical to the cocaine self-administration experiments.

Experiment 5: Sucrose-triggered reinstatement of sucrose-seeking behavior

Two additional groups of rats ($n = 15$ total) were used to evaluate the effects of MFZ 10-7 and MTEP on sucrose-induced reinstatement of sucrose-seeking behavior. After stable sucrose self-administration was achieved, animals underwent extinction sessions until sucrose-seeking behavior was extinguished. To determine whether MFZ 10-7 or MTEP pretreatment inhibits relapse to sucrose-seeking behavior, extinguished animals were treated with vehicle, MFZ 10-7 or MTEP prior to reinstatement triggered by five non-contingent sucrose deliveries (which were subtracted from the total number of sucrose reinforcements for data analysis) within the initial 5 minutes of testing. The animals were divided into two dose groups. Group 1 ($n = 10$) randomly received either vehicle or one of two doses of MFZ 10-7 (3, 10 mg/kg, i.p.). Group 2 ($n = 5$) randomly received either vehicle or one of two doses of MTEP (3, 10 mg/kg, i.p.). The order of testing for the various doses of drug or vehicle was counterbalanced and there were two intervening extinction trials between each test. Lever presses during the reinstatement tests were recorded, but did not lead to either sucrose delivery or presentation of the conditioned cue-light and tone.

Experiment 6: Cocaine-primed reinstatement of cocaine-seeking behavior

After the completion of the single-dose cocaine self-administration study from Experiment 3, 11 animals tested with MTEP and 9 animals tested with MFZ 10-7 during cocaine self-administration were used in this experiment to observe the effects of MTEP or MFZ 10-7 on cocaine-induced reinstatement of drug-seeking behavior, respectively. This is based on our observation that the effects of MTEP or MFZ 10-7 on cocaine self-administration lasted only a few hours (3–4 hours) and was completely reversible 24 hours after the drug administration. There is no tolerance or sensitization to the biological effects observed after MTEP or MFZ 10-7 administration. To further exclude the potential effects of previous MFZ 10-7 treatment history on the effects of MFZ 10-7 on cocaine-induced reinstatement of drug-seeking behavior, we used eight additional animals without MFZ 10-7 treatment history during the self-administration phase in the MFZ 10-7 group of rats to compare the effects of MFZ 10-7 on cocaine-induced reinstatement of drug-seeking behavior between two groups of rats with or without MFZ 10-7 treatment history. Additional cocaine self-administration continued for at least 3–5 days until stable self-administration was reestablished. Then, the animals underwent extinction sessions, during which cocaine was replaced by saline

and the light and sound cues that previously accompanied cocaine infusions were turned off. After the drug-seeking behavior was extinguished, defined as ≤ 15 active lever presses during each 3-hour session for at least 3 consecutive days, the effects of MFZ 10-7 and MTEP on cocaine-primed reinstatement were determined. On the reinstatement test day, each group of animals received vehicle, MFZ 10-7 or MTEP 30 minutes prior to cocaine priming (10 mg/kg, i.p.). Then, the animals were placed into the operant chambers that were previously paired with cocaine self-administration. Reinstatement conditions were identical to those in the extinction sessions, i.e. active lever presses were recorded without cocaine infusions or accompanying cues for 3 hours. Effects of MFZ 10-7 and MTEP on cocaine-induced reinstatement were assessed by comparing the mean number of active lever presses per test session.

Experiment 7: Contextual cue-induced incubation of cocaine seeking

Two groups of rats ($n = 12$ each group) were used to examine the effects of MFZ 10-7 and MTEP, respectively, on cocaine-associated contextual cue-induced cocaine-seeking behavior. We used a within-subjects design to evaluate the effects of the drugs on cocaine-associated contextual cue-induced cocaine-seeking behavior following 3 weeks of withdrawal. This is based upon our recent finding that cue-induced drug-seeking behavior is relatively stable in this period of withdrawal from cocaine self-administration (Xi *et al.* 2013). Initial cocaine self-administration methods were the same as described above. Following establishment of stable cocaine self-administration, animals underwent 3 weeks of drug abstinence in which rats were left undisturbed in the housing facility. Then, on each subsequent test day, rats were placed into the same self-administration chambers in which they had been previously tested, and cocaine-associated contextual cue-induced cocaine-seeking behavior (i.e. active lever presses) was assessed under extinction conditions during which cocaine and cocaine-associated discrete cues (light and tone) were unavailable, and lever pressing resulted in no consequences. Each session lasted 3 hours. Each animal was tested three times with different drug doses, in a counterbalanced fashion, with MFZ 10-7 (0, 3, 10 mg/kg, i.p., 15 minutes prior to testing) or MTEP (0, 1, 10 mg/kg, i.p., 15 minutes prior to testing). The interval between drug tests was 2–3 days.

Experiment 8: Effects of MFZ 10-7 and MTEP on locomotor behavior

To determine whether the reduction in cocaine-taking and seeking behavior was due to non-specific locomotor impairment or sedative effects, we observed the effects of

MFZ 10-7 and MTEP on basal locomotor behavior in two separate groups of rats ($n = 8$ each). Before testing, drug-naïve rats were habituated in a locomotor detection chamber (AccuScan, Columbus, OH, USA) for 1 hour each day on 2 consecutive days. On each test day, 1 hour basal levels of locomotor activity were recorded prior to drug or vehicle administration; drug-induced changes in locomotor behavior were recorded for an additional 3 hours. Each animal was tested three times with different drug doses. The time intervals between testing were 2–3 days. Drug doses and administration methods were identical to the cocaine self-administration experiments.

Drugs

MFZ 10-7 was synthesized at NIDA-IRP according to a recently published procedure (Keck *et al.* 2012). MPEP was purchased from Tocris Bioscience (Ellisville, MO, USA). MTEP and fenobam free base were provided by the Drug Supply Program of NIDA (NIDA DPMCD; Bethesda, MD, USA). Cocaine HCl was provided by NIDA and dissolved in physiological saline. For *in vitro* tests, all compounds were dissolved in 30% DMSO and water. For behavioral tests, MFZ 10-7 was suspended in 1% Tween 80 and water for intraperitoneal (i.p.) administration; MTEP was dissolved in saline for i.p. administration.

Data analysis

All data are presented as means \pm standard error of the mean and were analyzed by using GraphPad Prism software (San Diego, CA, USA). One-way analysis of variance (ANOVA) was used to determine the significance of the changes in reward-taking or reward-seeking behavior after each mGluR5 NAM administration. Whenever a significant main effect was found, individual group comparisons were carried out using pre-planned Bonferroni *t*-tests.

RESULTS

MFZ 10-7 is a highly potent and selective mGluR5 NAM

Figure 1 shows the chemical structures and the *in vitro* functional potencies of the mGluR5 NAMs: MPEP, MTEP, MFZ 10-7 and fenobam. MFZ 10-7 was approximately 13-, 46- and 188-fold more potent (lower IC_{50}) than MPEP, MTEP and fenobam, respectively. Table 1 shows the *in vitro* binding affinities of MTEP, MFZ 10-7 and fenobam. At mGluR5, MFZ 10-7 had approximately 63- and 330-fold higher binding affinity (lower K_i) than MTEP and fenobam, respectively. A recent screen of MFZ 10-7 for binding to 64 functional receptor/enzyme proteins (Keck *et al.* 2012; NIDA Contract N01DA-8-8877-Caliper

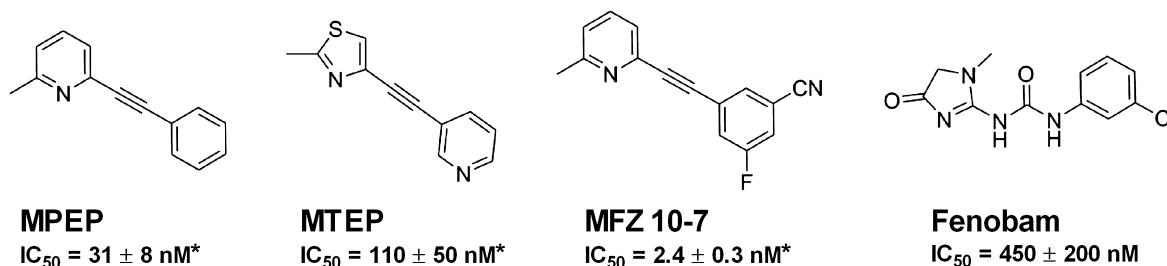


Figure 1 Chemical structures and *in vitro* functional potencies (IC₅₀) for MPEP, MTEP, MFZ 10-7 and fenobam. *Reported previously in Keck et al. (2012)

Table 1 Binding affinities of MTEP, MFZ 10-7 and fenobam at mGluR5, MAO-B, and TXA2.

Binding target	MTEP (K _i μM)	MFZ 10-7 (K _i μM)	Fenobam (K _i μM)
Rat mGluR5	0.042 ± 0.001*	0.00067 ± 0.00001*	0.221 ± 0.010
Rat peripheral MAO-B	12.9 ± 1.3	0.77 ± 0.16	> 20
Human TXA2	> 20	2.02 ± 0.85	5.63 ± 1.39

*Reported previously in Keck et al. (2012).

MAO-B, monoamine oxidase-B enzyme; TXA2, thromboxane A2 receptor.

LifeSciences) identified binding to only two off-target sites at which MFZ 10-7 bound with greater than 10 μM affinity: MAO-B and TXA2. Further analysis determined the binding affinities of MTEP, MFZ 10-7 and fenobam at MAO-B and TXA2 (Table 1). MFZ 10-7 had approximately 1150- and 3000-fold lower affinity for MAO-B and TXA2, respectively, compared with mGluR5 (Table 1). MTEP had no detectable affinity for TXA2 and was approximately 300-fold selective for mGluR5 over MAO-B (Table 1). Fenobam had no detectable affinity for MAO-B and was approximately 25-fold selective for mGluR5 over TXA2 (Table 1).

MFZ 10-7 and MTEP inhibit cocaine self-administration

Figure 2 illustrates the effects of MFZ 10-7 and MTEP on dose-dependent cocaine self-administration, demonstrating that a single injection of MFZ 10-7 (Fig. 2a) or MTEP (Fig. 2c) dose-dependently shifted the cocaine dose-response curve downward, suggesting a reduction in cocaine's rewarding effects after MFZ 10-7 or MTEP administration. Two-way repeated-measures ANOVA revealed a statistically significant treatment main effect of MFZ 10-7 (Fig. 2a; $F_{2,90} = 6.33$, $P < 0.01$), a statistically significant effect of cocaine dose ($F_{5,90} = 3.48$, $P < 0.01$) and a significant MFZ 10-7 × cocaine dose interaction ($F_{10,90} = 4.05$, $P < 0.001$). Individual group comparisons at each cocaine dose revealed a significant reduction in the number of cocaine infusions after 3 mg/kg MFZ 10-7 (0.06 mg/kg: $t = 2.91$, $P < 0.05$; 0.125 mg/kg: $t = 3.26$, $P < 0.05$) or 10 mg/kg MFZ 10-7 (0.06 mg/kg: $t = 4.54$, $P < 0.001$; 0.125 mg/kg: $t = 5.33$, $P < 0.001$; 0.25 mg/

kg: $t = 3.00$, $P < 0.05$). Two-way repeated-measures ANOVA revealed no statistically significant treatment main effect of MTEP (Fig. 2c; $F_{2,90} = 3.06$, $P = 0.07$), a statistically significant effect of cocaine dose ($F_{5,90} = 5.35$, $P < 0.001$) and no significant MTEP × cocaine dose interaction ($F_{10,90} = 1.68$, $P = 0.10$). Individual group comparisons at each cocaine dose revealed a significant reduction in the number of cocaine infusions for two cocaine doses after 10 mg/kg MTEP (0.06 mg/kg: $t = 3.22$, $P < 0.05$; 0.125 mg/kg: $t = 3.05$, $P < 0.05$).

Based upon the data shown in Fig. 2a/c, it appears that MFZ 10-7 and MTEP more effectively attenuate cocaine self-administration maintained by initial lower doses (0.03, 0.06, 0.125, 0.25 mg/kg/infusion) of cocaine than by subsequent higher doses (0.5, 1.0 mg/kg/infusion) of cocaine. However, because the experimental drugs were given ~3 hours prior to 0.5 mg/kg cocaine self-administration testing, we hypothesized that the peak pharmacological effect of the drugs may have been over before high dose (0.5–1.0 mg/kg) of cocaine self-administration began. To test this hypothesis, we carried out additional experiments to reassess the effects of MFZ 10-7 and MTEP on single-dose cocaine self-administration maintained by 0.5 mg/kg/injection. Figure 2b/d illustrates that systemic (i.p.) administration of MFZ 10-7 or MTEP, when given 15 minutes prior to self-administration testing, produced a significant and dose-dependent reduction in cocaine self-administration. One-way repeated measures ANOVA revealed a statistically significant treatment main effect of MFZ 10-7 (Fig. 2b; $F_{2,6} = 10.19$, $P < 0.01$) or MTEP (Fig. 2d; $F_{2,18} = 7.23$, $P < 0.01$) on total cocaine infusions.

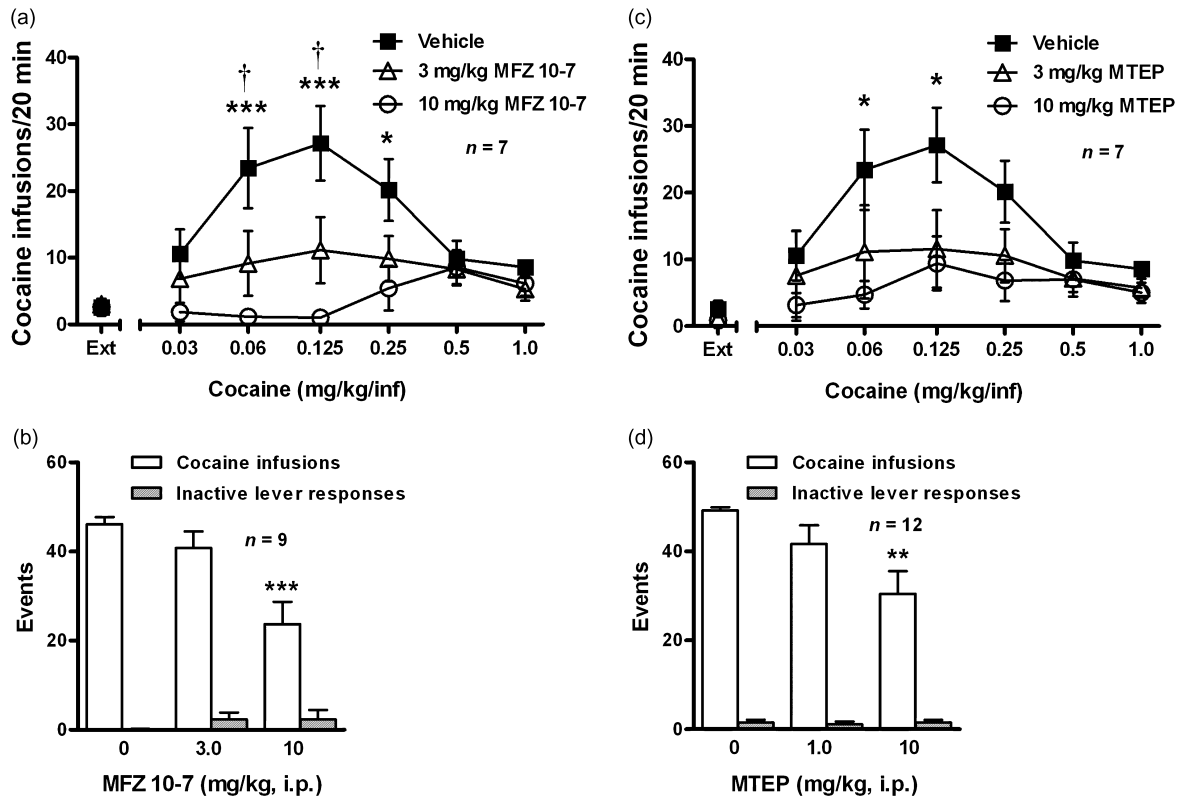


Figure 2 Effects of MFZ 10-7 and MTEP on cocaine self-administration behavior in rats. a, b: MFZ 10-7 (0, 3 or 10 mg/kg by i.p.) dose-dependently shifted the cocaine dose–response curve downward and inhibited cocaine self-administration maintained by high dose (0.5 mg/kg/infusion) of cocaine; c, d: MTEP (0, 1, 10 mg/kg, i.p.) shifted the cocaine dose–response curve downward and inhibited cocaine self-administration maintained by 0.5 mg/kg/infusion cocaine. 3 mg/kg MFZ 10-7 or MTEP: † $P < 0.05$ compared with vehicle. 10 mg/kg MFZ 10-7 or MTEP: * $P < 0.05$, ** $P < 0.01$, *** $P < 0.001$ compared with vehicle

Individual group comparisons demonstrated that each drug, at the highest tested doses, significantly decreased cocaine infusions. This effect lasted for less than 24 hours as cocaine self-administration behavior returned to basal levels 24 hours after NAM administration. There were no significant differences in inactive lever responding across all treatments.

MFZ 10-7 and MTEP inhibit oral sucrose self-administration rate, but have no effect on total sucrose intake

Figure 3 illustrates the effects of MFZ 10-7 and MTEP on oral sucrose self-administration, illustrating that systemic administration of either one failed to alter the total number of sucrose deliveries (Fig. 3a: $F_{2,6} = 2.04$, $P > 0.05$; Fig. 3b: $F_{2,6} = 3.72$, $P > 0.05$). Because a limitation of 100 deliveries was set and the majority of animals completed the maximal number of deliveries during the 90-minute testing period, we renormalized the data to the rate of sucrose deliveries per hour (Fig. 3c,d). The normalized data show that systemic administration of MFZ 10-7 (Fig. 3c: $F_{2,6} = 25.25$, $P < 0.001$) or MTEP (Fig. 3d: $F_{2,6} = 5.96$, $P < 0.05$) significantly and

dose-dependently inhibited the rate of oral sucrose self-administration. Individual group comparisons revealed a significant reduction in the rate of sucrose delivery after 10 mg/kg MFZ 10-7 ($t = 5.77$, $P < 0.001$) and 10 mg/kg MTEP ($t = 3.35$, $P < 0.05$). There were no statistically significant variations in inactive lever responding across treatments.

MFZ 10-7 and MTEP inhibit cocaine-primed reinstatement of cocaine-seeking behavior

Figure 4 illustrates the total number of active and inactive lever presses observed during the last session of cocaine self-administration, the last session of extinction, and the reinstatement test session in the three different dose groups for MFZ 10-7 (Fig. 4a) or MTEP (Fig. 4b). A single, non-contingent cocaine priming dose (10 mg/kg, i.p.) produced robust reinstatement of extinguished operant responding (i.e. active lever presses) in rats previously reinforced by i.v. cocaine infusions. Pretreatment with MFZ 10-7 or MTEP produced a significant reduction in cocaine-induced reinstatement of drug-seeking behavior. One-way ANOVA revealed a statistically significant treatment main effect of MFZ 10-7

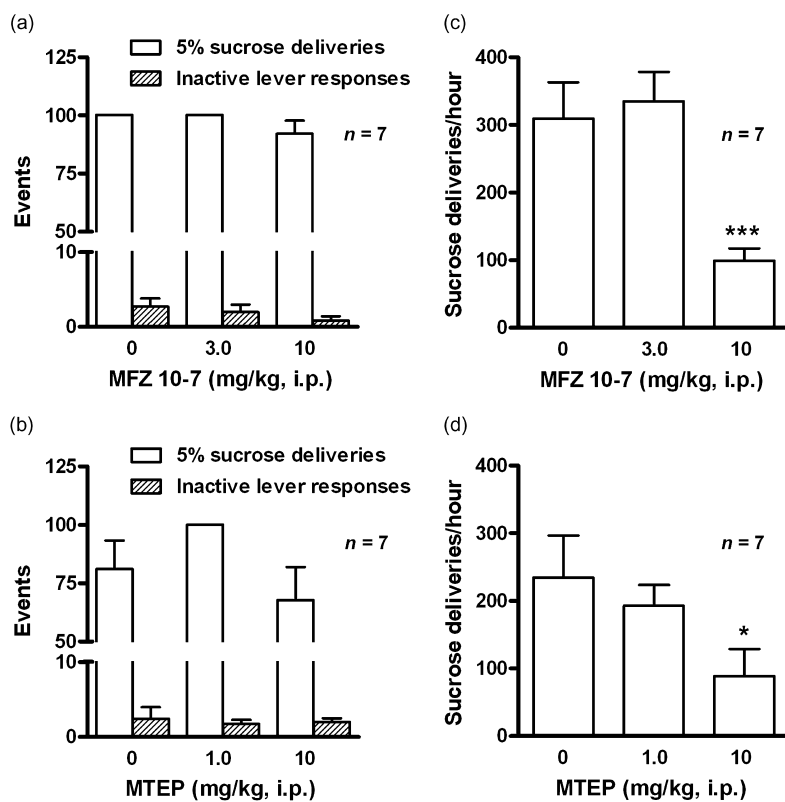


Figure 3 Effects of MFZ 10-7 and MTEP on oral sucrose self-administration. a, b: Total numbers of oral sucrose deliveries and inactive lever responses; c, d: Rates of sucrose self-administration (sucrose deliveries per hour), demonstrating that MFZ 10-7 (a) and MTEP (b) did not alter total sucrose rewards received or inactive lever responding but dose-dependently reduced the rate of sucrose delivery (c, d). * $P < 0.05$, *** $P < 0.001$ compared with vehicle

(Fig. 4a: $F_{2,16} = 52.08$, $P < 0.001$) or MTEP (Fig. 4b: $F_{2,10} = 6.69$, $P < 0.01$) on active lever responding. Individual group comparisons revealed a significant reduction in drug-seeking after 3 mg/kg ($t = 9.42$, $P < 0.001$) or 10 mg/kg ($t = 8.11$, $P < 0.001$) MFZ 10-7 and after 1 mg/kg ($t = 2.87$, $P < 0.05$) or 10 mg/kg ($t = 3.89$, $P < 0.001$) MTEP, when compared with vehicle control groups. There were no statistically significant differences in inactive lever responding across treatments.

MTEP, but not MFZ 10-7, inhibits sucrose-primed reinstatement of sucrose-seeking behavior

Figure 5 illustrates the total number of active and inactive lever presses observed during the last three sessions of sucrose self-administration, the last three sessions of extinction training, and the reinstatement test session in the three different dose groups for MFZ 10-7 (Fig. 5a) or MTEP (Fig. 5b). Five non-contingent sucrose deliveries produced robust reinstatement of extinguished operant responding (i.e. active lever presses) in rats previously reinforced by oral sucrose self-administration. Pretreatment with MTEP, but not MFZ 10-7, produced a significant and dose-dependent reduction in sucrose-induced reinstatement of sucrose-seeking behavior. One-way ANOVA revealed no statistically significant treatment main effect of MFZ 10-7 (Fig. 5a: $F_{2,16} = 2.94$, $P > 0.05$), but a statistically significant treatment main effect of MTEP (Fig. 5b: $F_{2,10} = 42.91$, $P < 0.001$) on

active lever responding. Individual group comparisons revealed no significant reductions in sucrose-seeking after 3 mg/kg ($t = 0.06$, $P > 0.05$) or 10 mg/kg ($t = 2.13$, $P > 0.05$) MFZ 10-7, but significant reductions in sucrose-seeking after 3 mg/kg ($t = 7.75$, $P < 0.001$) or 10 mg/kg ($t = 8.27$, $P < 0.001$) MTEP, when compared with vehicle control group. There were no statistically significant differences in inactive lever responding across treatments.

MFZ 10-7 and MTEP inhibit cocaine-associated cue-induced cocaine-seeking behavior

Following cocaine self-administration, animals were divided into two groups ($n = 12$ each) that were used to evaluate the effects of MFZ 10-7 and MTEP, respectively, on cocaine-seeking behavior (active lever responses) following 21 days of withdrawal (Fig. 6a,b). One-way ANOVA revealed statistically significant treatment main effects of MFZ 10-7 (Fig. 6a: $F_{2,11} = 17.72$, $P < 0.001$) and MTEP (Fig. 6b: $F_{2,11} = 13.19$, $P < 0.001$) on active lever presses. Individual group comparisons revealed significantly reduced active lever responding after 3 mg/kg ($t = 5.70$, $P < 0.001$) or 10 mg/kg ($t = 4.33$, $P < 0.001$) MFZ 10-7 and 10 mg/kg MTEP ($t = 5.13$, $P < 0.001$), when compared with vehicle control groups. Pretreatment with MFZ 10-7 ($F_{2,11} = 7.48$, $P < 0.01$; 10 mg/kg, $t = 3.24$, $P < 0.05$; 3 mg/kg, $t = 3.45$, $P < 0.01$) or MTEP ($F_{2,11} = 5.38$, $P < 0.05$; 10 mg/kg, $t = 2.61$, $P < 0.05$;

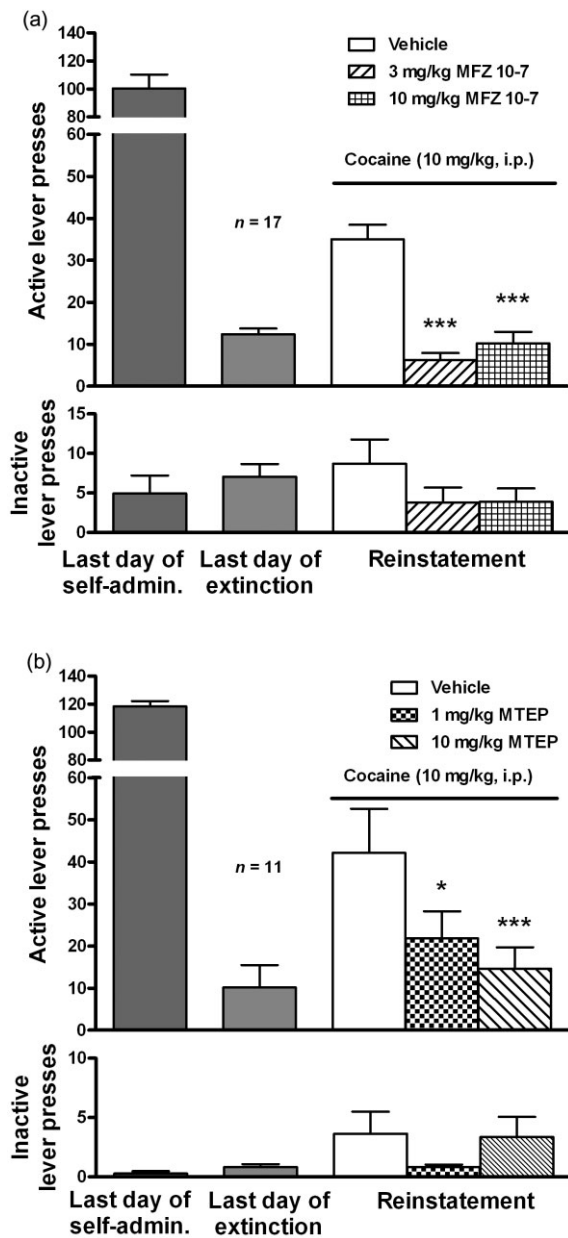


Figure 4 Effects of MFZ 10-7 and MTEP on cocaine-induced reinstatement of drug-seeking behavior: Pretreatment with MFZ 10-7 (0, 3 or 10 mg/kg, i.p.) (a) or MTEP (0, 1 or 10 mg/kg, i.p.) (b) dose-dependently inhibited cocaine-induced reinstatement of drug-seeking behavior in rats after cocaine-taking and cocaine-seeking behavior was extinguished. * $P < 0.05$, *** $P < 0.001$, compared with vehicle

3 mg/kg, $t = 0.42$, $P > 0.05$) also significantly inhibited inactive lever responding in forced drug-abstinent rats.

MFZ 10-7 and MTEP do not inhibit locomotor activity

Figure 7 shows locomotor behavior data from 20 minutes before to 180 minutes after MFZ 10-7 (Fig. 7a/b) or MTEP (Fig. 7c/d) administration, illustrating that neither MTEP nor MFZ 10-7 significantly altered locomotor behavior as

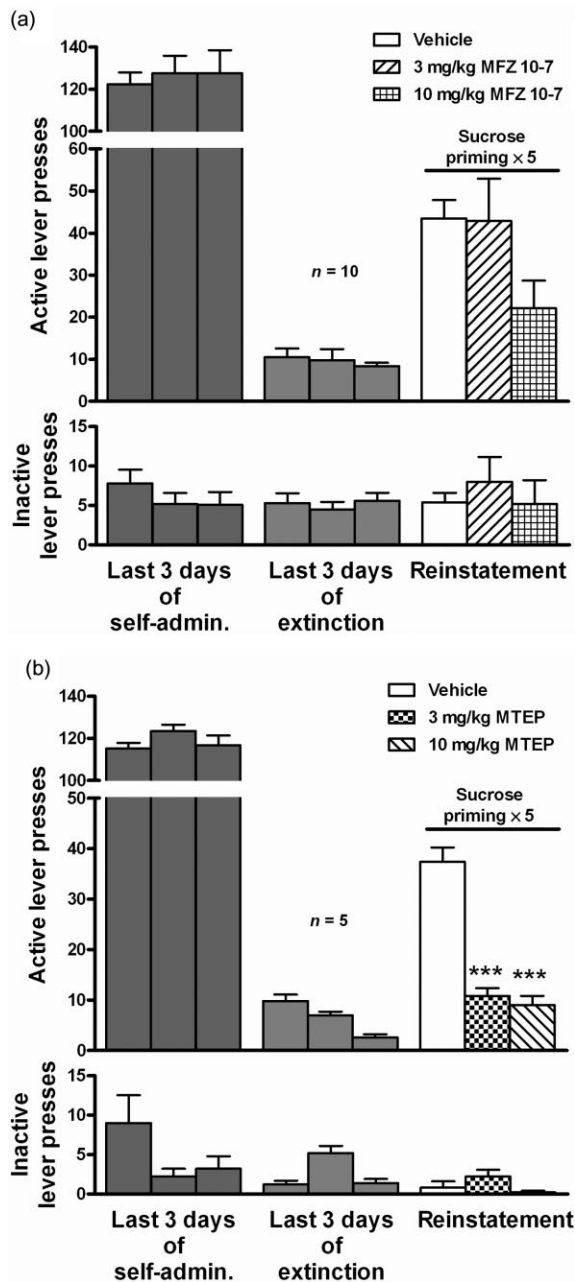


Figure 5 Effects of MFZ 10-7 and MTEP on sucrose-induced reinstatement of sucrose-seeking behavior: Pretreatment with MFZ 10-7 (3 or 10 mg/kg, i.p.) did not produce a statistically significant reduction (a), while pretreatment with MTEP (1 or 10 mg/kg, i.p.) dose-dependently inhibited sucrose-induced reinstatement of sucrose-seeking behavior (b). *** $P < 0.001$, compared with vehicle

assessed by either binned locomotor counts per unit time (10-minute intervals; Fig. 7a/c) or cumulative distance travelled (Fig. 7b/d). Two-way ANOVA for repeated measures over time for 3h following MFZ 10-7 administration revealed a significant main effect of time (Fig. 7a, $F_{17,357} = 14.44$, $P < 0.001$; Fig. 7b, $F_{17,357} = 66.02$, $P < 0.001$), a significant drug treatment effect of MFZ 10-7 only in the binned analysis (Fig. 7a, $F_{2,357} = 3.76$,

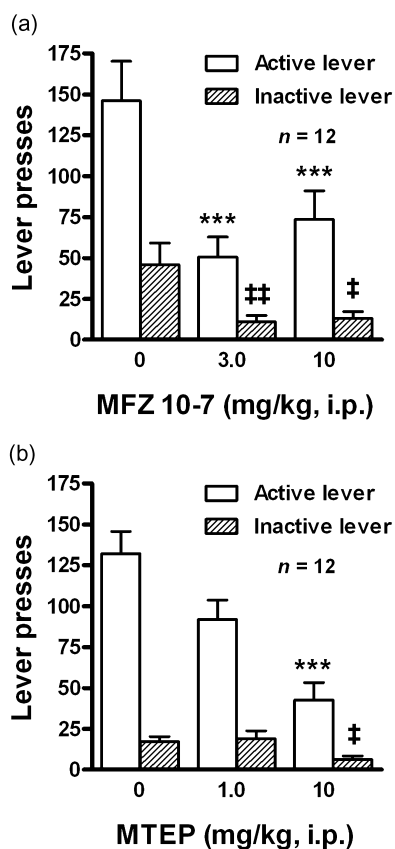


Figure 6 Effects of MFZ 10-7 and MTEP on contextual cue-induced cocaine-seeking behavior. Pretreatment with MFZ 10-7 (3 or 10 mg/kg, i.p.) (a) or MTEP (1 or 10 mg/kg, i.p.) (b) dose-dependently inhibited contextual cue-induced cocaine-seeking behavior (i.e. extinction responding). *** $P < 0.001$ compared with active lever after vehicle; ‡ $P < 0.05$, †† $P < 0.01$ compared with inactive lever after vehicle

$P < 0.05$; Fig. 7b, $F_{2,357} = 2.74$, $P > 0.05$), and a significant time \times MFZ 10-7 interaction (Fig. 7a, $F_{34,357} = 1.99$, $P < 0.01$; Fig. 7b, $F_{34,357} = 2.57$, $P < 0.001$). However, individual group comparisons revealed no significant difference at any tested time-point between vehicle and either dose of MFZ 10-7. Two-way ANOVA for repeated measures over time for 3 hours following MTEP administration revealed a significant time main effect (Fig. 7c, $F_{17,357} = 14.67$, $P < 0.001$; Fig. 7d, $F_{17,357} = 30.21$, $P < 0.001$), but no significant MTEP treatment effect and no significant time \times MTEP interaction. Individual group comparisons revealed a significant difference between vehicle and 1 mg/kg MTEP only in the first 10 minutes following drug administration in the binned analysis (Fig. 7c, $t = 4.49$, $P < 0.001$) and no significant differences in the cumulative analysis.

DISCUSSION

The present study compared the *in vitro* pharmacological profile of the novel mGluR5 NAM MFZ 10-7 with the

prototypic NAMs MPEP, MTEP and fenobam. We found that MFZ 10-7 has a substantially higher *in vitro* potency and mGluR5 binding affinity compared with MPEP, MTEP and fenobam. MFZ 10-7 is also more than 1000-fold selective for mGluR5 over its only known off-targets, MAO-B and TXA2, making it the most mGluR5-selective NAM reported in *in vivo* models of drug abuse, to our knowledge.

We then compared the *in vivo* potency of MFZ 10-7 with MTEP in behavioral models of reward-taking and reward-seeking behaviors, using cocaine and sucrose as reinforcers. We found: (1) Systemic administration of either MFZ 10-7 or MTEP attenuated single-dose cocaine self-administration (0.5 mg/kg/infusion under FR2 reinforcement schedule), cocaine-induced reinstatement of drug-seeking behavior, and cocaine-associated contextual cue-induced cocaine-seeking behavior. (2) MFZ 10-7 appeared to be more potent than MTEP in shifting the cocaine dose-response curve downward. (3) Although MFZ 10-7 and MTEP both significantly lowered the rate of oral sucrose self-administration, they had no effect on the total number of sucrose deliveries per daily session. Additionally, we found that MFZ 10-7 was less effective than MTEP in attenuating sucrose-induced reinstatement of sucrose-seeking behavior, suggesting relatively higher selectivity of MFZ 10-7 in attenuation of cocaine-seeking over sucrose-seeking behavior. (4) The effects of MFZ 10-7 and MTEP on cocaine- and sucrose-seeking behavior are unlikely the result for sedation as there was no effect on locomotor behavior. Taken together, the present study not only provides additional evidence supporting an important role for mGluR5 in cocaine reward and addiction but also introduces a new tool for further *in vivo* and mechanistic investigations into the pharmacotherapeutic potential of mGluR5 NAMs.

Drug addiction is characterized by compulsive drug-taking and drug-seeking behavior following abstinence (Gawin & Kleber 1986; Satel, Southwick & Gawin 1991). Intravenous drug self-administration and reinstatement of drug-seeking behavior are commonly used animal models to study a drug's reinforcing effects and relapse to drug-seeking behavior (O'Brien & Gardner 2005). In addition, the animal model of incubation of craving is used to study contextual cue-induced drug-seeking behavior in which animals are forcibly withdrawn from cocaine self-administration without behavioral extinction of the previously reinforced operant responding for drug reward (Lu *et al.* 2004).

In the present study, we used multiple animal models of drug-taking and drug-seeking behavior to evaluate the pharmacological action of MFZ 10-7 in rats. We found that MFZ 10-7 and MTEP significantly inhibited cocaine-taking and cocaine-seeking behavior in rats, with MFZ 10-7 more potent than MTEP in attenuating

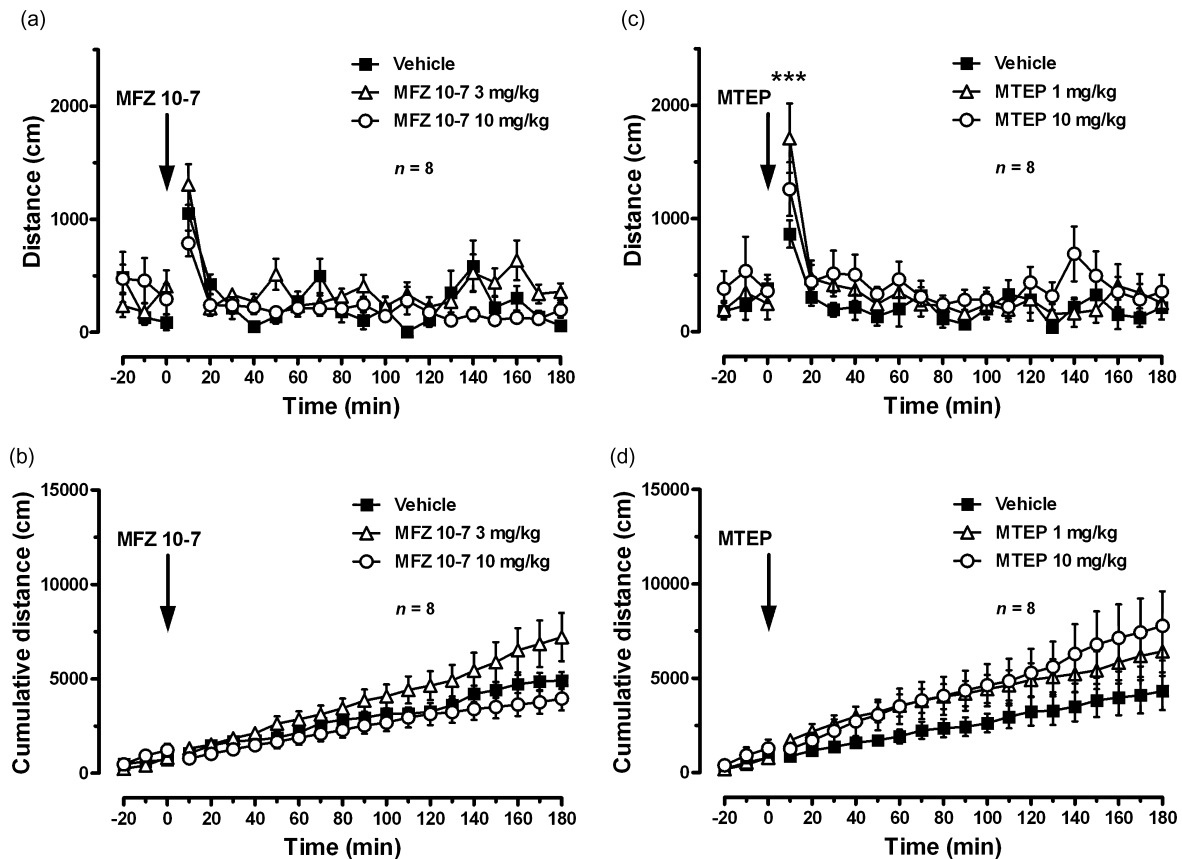


Figure 7 Effects of MFZ 10-7 and MTEP on locomotor activity. Following 1 hour of habituation, one dose of MFZ 10-7 (0, 3, or 10 mg/kg, i.p.) (a/b) or MTEP (0, 1, or 10 mg/kg, i.p.) (c/d) was given. 1 mg/kg MTEP produced a significant increase in locomotion only during the first 10 minutes immediately following drug administration (c). Neither treatment at any dose significantly altered overall locomotion compared with vehicle (b, d) locomotion. *** $P < 0.01$ compared with vehicle

multiple-dose cocaine self-administration. Attenuation of cocaine self-administration and a downward shift in the cocaine dose–response curve are generally interpreted as a reduction in cocaine’s rewarding effects. In addition, we also found that both MFZ 10-7 and MTEP inhibited cocaine priming-induced reinstatement of drug-seeking behavior and contextual cue-induced incubation of cocaine seeking, suggesting that mGluR5 NAMs may be useful in preventing relapse to drug use after abstinence.

Because the same doses of the drugs failed to significantly alter basal levels of locomotion, the reduction in cocaine-taking and cocaine-seeking behaviors observed in this study are unlikely due to locomotor impairment following MTEP or MFZ 10-7 administration. Overall, our findings are congruent with prior reports that the mGluR5 NAMs MPEP or MTEP significantly inhibit cocaine-taking and cocaine-seeking behavior in both rodents and non-human primates. They are also congruent with our recent report that oral administration of fenobam sulfate significantly inhibits cocaine self-administration, cocaine-induced reinstatement of cocaine-seeking behavior and cocaine-associated

cue-induced cocaine-seeking behavior (Keck *et al.* 2013). We note that MFZ 10-7 displayed much higher (30-fold) potency for mGluR5 than MTEP in the *in vitro* functional assays, but we did not see such a difference in the present *in vivo* behavioral assays. This may be related to relatively poor sensitivity of the presently used behavioral tests to detect a minor-to-moderate difference in the pharmacological actions of these drugs, and/or different pharmacokinetics, metabolism and/or blood-brain barrier penetration after systemic administration. Interestingly, MFZ 10-7 was up to 30-fold more potent than MPEP or MTEP in mouse models of anxiety (Keck *et al.* 2012). It is possible that the anxiolytic, antidepressive, and anti-aggression effects produced by mGluR5 NAMs (Varty *et al.* 2005; Navarro *et al.* 2006; Koros *et al.* 2007; Krystal *et al.* 2010) could contribute to their therapeutic benefit.

The neural mechanisms underlying the antagonism of cocaine reward by mGluR5 NAMs are not fully understood. Multiple studies suggest that mGluR5 blockade decreases brain reward functioning as measured by the intracranial self-stimulation reward paradigm (Kenny

et al. 2005; Cleva *et al.* 2012), suggesting that attenuated cocaine self-administration results from a diminished rewarding response to cocaine. For cocaine- or cue-induced reinstatement of cocaine-seeking behavior, previous studies suggest that re-exposure to cocaine-associated cues or cocaine-priming injections evoke glutamate release within the nucleus accumbens (NAc) and ventral tegmental area (VTA) (McFarland, Lapish & Kalivas 2003; Wang *et al.* 2005, 2007; Xi *et al.* 2006; You *et al.* 2007; Miguéns *et al.* 2008). Glutamate neurotransmission in these regions has been established to play an important role in relapse to drug-seeking behaviors (Knackstedt & Kalivas 2009; Kalivas & Volkow 2011). mGluR5 receptors are located primarily on somatodendritic domains of neurons within corticolimbic regions including cerebral cortex, olfactory tubercle, striatum, NAc and lateral septum (Ferraguti & Shigemoto 2006; Mitrano & Smith 2007; Mitrano, Arnold & Smith 2008). Thus, it is plausible that mGluR5 NAMs reduce postsynaptic mGluR5 signaling in regions such as the VTA and NAc, thereby attenuating cocaine- or cue-induced increases in glutamate transmission, thus reducing reinstatement of drug-seeking behavior.

In contrast to inhibition of cocaine self-administration, both MFZ 10-7 and MTEP failed to alter total sucrose intake, but reduced the rate of sucrose self-administration. The significance of these changes in sucrose self-administration is unclear. We note that rats displayed much higher rates of active lever responses for sucrose (> 100 deliveries per hour) than for cocaine (10–20 infusions per hour for 0.5 mg/kg cocaine), and that the majority of rats completed the maximally allowed 100 sucrose deliveries within 30–40 minutes. Thus, it is quite expected that a reduction in rate of sucrose self-administration failed to cause a reduction in total sucrose deliveries during the 90-minute test duration. The simplest interpretation of the present findings is that acutely administered MFZ 10-7 or MTEP attenuate sucrose's rewarding effects, lowering motivation for sucrose-taking and sucrose-seeking behavior. This is consistent with previous reports that MPEP, MTEP and fenobam decrease food or sucrose self-administration and reinstatement behavior in rats and non-human primates (Paterson & Markou 2005; Platt, Rowlett & Spealman 2008; Keck *et al.* 2013; Watterson *et al.* 2013; but see Martin-Fardon *et al.* 2009) and reports that mGluR5 signaling regulates general appetitive behaviors (Bradbury *et al.* 2005). We note, however, that while MTEP also inhibited sucrose-triggered reinstatement of sucrose-seeking behavior, MFZ 10-7 did not significantly alter this behavior. At the doses tested, there appears to be a therapeutic window within which MFZ 10-7 significantly alters cocaine-seeking behavior but not sucrose-seeking behavior.

As stated earlier, neither MPEP nor MTEP have translational potential for use in humans because of significant off-target actions and short half-lives. We have herein included *in vitro* comparisons with fenobam, a selective mGluR5 NAM (Porter *et al.* 2005; Montana *et al.* 2009) that has been previously tested in phase II clinical trials as a non-benzodiazepine anxiolytic (Friedmann *et al.* 1980; Pecknold *et al.* 1982) and as a treatment for fragile X syndrome (Berry-Kravis *et al.* 2009). Fenobam has been reported to attenuate cocaine- (Keck *et al.* 2013) and methamphetamine-seeking behavior in rats (Watterson *et al.* 2013).

Although MTEP and fenobam have previously been tested in multiple radioligand and enzyme assays to evaluate their selectivities for mGluR5 (Cosford *et al.* 2003; Porter *et al.* 2005), there is no report of these compounds binding to the two off-target sites—TXA2 and MAO-B. The very low relative binding affinity that MFZ 10-7 had for these two sites in comparison with mGluR5 casts serious doubt that these off-targets mediate the present findings. Furthermore, neither fenobam nor MTEP showed high-affinity binding to TXA2 or MAO-B. Hence, the only known high-affinity target common to the three structurally diverse ligands MFZ 10-7, MTEP and fenobam is mGluR5, and it is highly likely that negative allosteric modulation of this site drives the behavioral effects observed in the present study and in other pre-clinical studies utilizing mGluR5 NAMs to attenuate behaviors associated with drug abuse.

Finally, we note that the MTEP solutions used in the present study had a pH ranging between 3 and 4, which might cause abdominal pain and distress after *i.p.* injection, thereby potentially contributing to the reduction in cocaine-taking and cocaine-seeking behavior observed in the present study. However, we did not observe any signs of pain and/or distress in locomotion or body movement up to 3–4 hours after injection. This could be related to the small injection volume (1 ml/kg) or the analgesic effects of MTEP after systemic administration (Zhu *et al.* 2004; Varty *et al.* 2005).

In summary, MFZ 10-7 is a novel selective and highly potent mGluR5 NAM, efficacious in attenuating cocaine-taking and cocaine-seeking behaviors as assessed in several animal models of cocaine addiction. These pre-clinical data suggest that MFZ 10-7 is a new tool that can be used to determine whether mGluR5 is a viable target for medication development and with which mechanisms underlying mGluR5's role in addiction may be further elucidated.

Acknowledgements

This research was supported by the Intramural Research Program of the National Institute on Drug Abuse,

National Institutes of Health, Department of Health and Human Services. T.M.K. was supported by an NIH Postdoctoral Intramural Research Training Award (IRTA) Fellowship. mGluR5-transfected HEK 293 cells were generously provided by Dr. Karen O'Malley of Washington University in St. Louis.

Disclosure/Conflict of Interest

All authors hereby declare no competing financial interests.

Authors' Contributions

TMK, ELG, Z-XX and AHN were responsible for the study concept and design. TMK, G-HB, X-FW, H-JY, H-YZ and RS contributed to the acquisition of animal data. M-FZ synthesized MFZ 10-7. TMK and Z-XX analyzed and interpreted the data, and drafted the manuscript. ELG and AHN provided critical revisions of the manuscript for important intellectual content. All authors critically reviewed the manuscript content and approved the final version for publication.

References

- Backström P, Hyytiä P (2006) Iontropic and metabotropic glutamate receptor antagonism attenuates cue-induced cocaine seeking. *Neuropsychopharmacology* 31:778–786.
- Berry-Kravis E, Hessel D, Coffey S, Hervey C, Schneider A, Yuhas J, Hutchison J, Snape M, Tranfaglia M, Nguyen DV, Hagerman R (2009) A pilot open label, single dose trial of fenobam in adults with fragile X syndrome. *J Med Genet* 46:266–271.
- Bradbury MJ, Campbell U, Giracello D, Chapman D, King C, Tehrani L, Cosford NDP, Anderson J, Varney MA, Strack AM (2005) Metabotropic glutamate receptor mGlu5 is a mediator of appetite and energy balance in rats and mice. *J Pharmacol Exp Ther* 313:395–402.
- Chiamulera C, Epping-Jordan MP, Zocchi A, Marcon C, Cottiny C, Tacconi S, Corsi M, Orzi F, Conquet F (2001) Reinforcing and locomotor stimulant effects of cocaine are absent in mGluR5 null mutant mice. *Nat Neurosci* 4:873–874.
- Cleva RM, Watterson LR, Johnson MA, Olive MF (2012) Differential modulation of thresholds for intracranial self-stimulation by mGlu5 positive and negative allosteric modulators: implications for effects on drug self-administration. *Front Pharmacol* 2:93.
- Cosford NDP, Tehrani L, Roppe J, Schweiger E, Smith ND, Anderson J, Bristow L, Brodtkin J, Jiang X, McDonald I, Rao S, Washburn M, Varney MA (2003) 3-[(2-Methyl-1,3-thiazol-4-yl)ethynyl]-pyridine: a potent and highly selective metabotropic glutamate subtype 5 receptor antagonist with anxiolytic activity. *J Med Chem* 46:204–206.
- Emmitte KA (2011) Recent advances in the design and development of novel negative allosteric modulators of mGluR5. *ACS Chem Neurosci* 2:411–432.
- Ferraguti F, Shigemoto R (2006) Metabotropic glutamate receptors. *Cell Tissue Res* 326:483–504.
- Friedmann CTH, Davis LJ, Ciccone PE, Rubin RT (1980) Phase-II double-blind controlled-study of a new anxiolytic, fenobam (McN-3377) vs placebo. *Curr Ther Res Clin Exp* 27:144–151.
- Gasparini F, Lingenhöhl K, Stoehr N, Flor PJ, Heinrich M, Vranesic I, Biollaz M, Allgeier H, Heckendorn R, Urwyler S, Varney MA, Johnson EC, Hess SD, Rao SP, Sacaan AI, Santori EM, Veliçelebi G, Kuhn R (1999) 2-Methyl-6-(phenylethynyl)-pyridine (MPEP), a potent, selective and systemically active mGlu5 receptor antagonist. *Neuropharmacology* 38:1493–1503.
- Gawin FH, Kleber HD (1986) Abstinence symptomatology and psychiatric diagnosis in cocaine abusers. Clinical observations. *Arch Gen Psychiatry* 43:107–113.
- Green MD, Jiang X, King CD (2004) Inhibition of human hepatic CYP isoforms by mGluR5 antagonists. *Life Sci* 75:947–953.
- Heidbreder CA, Bianchi M, Lacroix LP, Faedo S, Perdona E, Remelli R, Cavanni P, Crespi F (2003) Evidence that the metabotropic glutamate receptor 5 antagonist MPEP may act as an inhibitor of the norepinephrine transporter in vitro and in vivo. *Synapse* 50:269–276.
- Herzig V, Schmidt WJ (2004) Effects of MPEP on locomotion, sensitization and conditioned reward induced by cocaine or morphine. *Neuropharmacology* 47:973–984.
- Hiranita T, Soto PL, Newman AH, Katz JL (2009) Assessment of reinforcing effects of bextropine analogs and their effects on cocaine self-administration in rats: comparisons with monoamine uptake inhibitors. *J Pharmacol Exp Ther* 329:677–686.
- Kalivas PW, Volkow ND (2011) New medications for drug addiction hiding in glutamatergic neuroplasticity. *Mol Psychiatry* 16:974–986.
- Keck TM, Yang H-J, Bi G-H, Huang Y, Zhang H-Y, Srivastava R, Gardner EL, Newman AH, Xi Z-X (2013) Fenobam sulfate inhibits cocaine-taking and cocaine-seeking behavior in rats: implications for addiction treatment in humans. *Psychopharmacology*. doi:10.1007/s00213-013-3106-9.
- Keck TM, Zou M-F, Zhang P, Rutledge RP, Newman AH (2012) Metabotropic glutamate receptor 5 negative allosteric modulators as novel tools for *in vivo* investigation. *ACS Med Chem Lett* 3:544–549.
- Kenny PJ, Boutrel B, Gasparini F, Koob GF, Markou A (2005) Metabotropic glutamate 5 receptor blockade may attenuate cocaine self-administration by decreasing brain reward function in rats. *Psychopharmacology* 179:247–254.
- Knackstedt LA, Kalivas PW (2009) Glutamate and reinstatement. *Curr Opin Pharmacol* 9:59–64.
- Koros E, Rosenbrock H, Birk G, Weiss C, Sams-Dodd F (2007) The selective mGlu5 receptor antagonist MTEP, similar to NMDA receptor antagonists, induces social isolation in rats. *Neuropsychopharmacology* 32:562–576.
- Krystal JH, Mathew SJ, D'Souza DC, Garakani A, Gunduz-Bruce H, Charney DS (2010) Potential psychiatric applications of metabotropic glutamate receptor agonists and antagonists. *CNS Drugs* 24:669–693.
- Kumaresan V, Yuan M, Yee J, Famous KR, Anderson SM, Schmidt HD, Pierce RC (2009) Metabotropic glutamate receptor 5 (mGluR5) antagonists attenuate cocaine priming- and cue-induced reinstatement of cocaine seeking. *Behav Brain Res* 202:238–244.
- Lea PM, Faden AI (2006) Metabotropic glutamate receptor subtype 5 antagonists MPEP and MTEP. *CNS Drug Rev* 12:149–166.
- Lee B, Platt DM, Rowlett JK, Adewale AS, Speakman RD (2005) Attenuation of behavioral effects of cocaine by the

- metabotropic glutamate receptor 5 antagonist 2-methyl-6-(phenylethynyl)-pyridine in squirrel monkeys: comparison with dizocilpine. *J Pharmacol Exp Ther* 312:1232–1240.
- Lindsley CW, Emmitte KA (2009) Recent progress in the discovery and development of negative allosteric modulators of mGluR5. *Curr Opin Drug Discov Devel* 12:446–457.
- Lu L, Grimm JW, Hope BT, Shaham Y (2004) Incubation of cocaine craving after withdrawal: a review of preclinical data. *Neuropharmacology* 47(Suppl 1):214–226.
- Martin-Fardon R, Baptista MA, Dayas CV, Weiss F (2009) Dissociation of the effects of MTEP {3-[(2-methyl-1,3-thiazol-4-yl)ethynyl]piperidine} on conditioned reinstatement and reinforcement: comparison between cocaine and a conventional reinforcer. *J Pharmacol Exp Ther* 329:1084–1090.
- Martin-Fardon R, Weiss F (2012) 2-oxa-4-aminobicyclo [3.1.0]hexane-4,6-dicarboxylic acid (LY379268) and 3-[(2-methyl-1,3-thiazol-4-yl)ethynyl]piperidine (MTEP) similarly attenuate stress-induced reinstatement of cocaine seeking. *Addict Biol* 17:557–564.
- Mathiesen JM, Svendsen N, Bräuner-Osborne H, Thomsen C, Ramirez MT (2003) Positive allosteric modulation of the human metabotropic glutamate receptor 4 (hmGluR4) by SIB-1893 and MPEP. *Br J Pharmacol* 138:1026–1030.
- McFarland K, Lapish CC, Kalivas PW (2003) Prefrontal glutamate release into the core of the nucleus accumbens mediates cocaine-induced reinstatement of drug-seeking behavior. *J Neurosci* 23:3531–3537.
- McGeehan AJ, Janak PH, Olive MF (2004) Effect of the mGluR5 antagonist 6-methyl-2-(phenylethynyl)pyridine (MPEP) on the acute locomotor stimulant properties of cocaine, d-amphetamine, and the dopamine reuptake inhibitor GBR12909 in mice. *Psychopharmacology* 174:266–273.
- McGeehan AJ, Olive MF (2003) The mGluR5 antagonist MPEP reduces the conditioned rewarding effects of cocaine but not other drugs of abuse. *Synapse* 47:240–242.
- Miguéns M, Del Olmo N, Higuera-Matas A, Torres I, García-Lecumberri C, Ambrosio E (2008) Glutamate and aspartate levels in the nucleus accumbens during cocaine self-administration and extinction: a time course microdialysis study. *Psychopharmacology (Berl)* 196:303–313.
- Mitrano DA, Arnold C, Smith Y (2008) Subcellular and subsynaptic localization of group I metabotropic glutamate receptors in the nucleus accumbens of cocaine-treated rats. *Neuroscience* 154:653–666.
- Mitrano DA, Smith Y (2007) Comparative analysis of the subcellular and subsynaptic localization of mGluR1a and mGluR5 metabotropic glutamate receptors in the shell and core of the nucleus accumbens in rat and monkey. *J Comp Neurol* 500:788–806.
- Montana MC, Cavallone LF, Stubbert KK, Stefanescu AD, Kharasch ED, Gereau RWT (2009) The metabotropic glutamate receptor subtype 5 antagonist fenobam is analgesic and has improved in vivo selectivity compared with the prototypical antagonist 2-methyl-6-(phenylethynyl)-pyridine. *J Pharmacol Exp Ther* 330:834–843.
- Movsesyan VA, O'Leary DM, Fan L, Bao W, Mullins PGM, Knobloch SM, Faden AI (2001) mGluR5 antagonists 2-methyl-6-(phenylethynyl)-pyridine and (E)-2-methyl-6-(2-phenylethynyl)-pyridine reduce traumatic neuronal injury in vitro and in vivo by antagonizing N-methyl-D-aspartate receptors. *J Pharmacol Exp Ther* 296:41–47.
- Navarro JF, Postigo D, Martín M, Burón E (2006) Antiaggressive effects of MPEP, a selective antagonist of mGlu5 receptors, in agonistic interactions between male mice. *Eur J Pharmacol* 551:67–70.
- Nicoletti F, Bockaert J, Collingridge GL, Conn PJ, Ferraguti F, Schoepp DD, Wroblewski JT, Pin JP (2011) Metabotropic glutamate receptors: from the workbench to the bedside. *Neuropharmacology* 60:1017–1041.
- O'Brien CP, Gardner EL (2005) Critical assessment of how to study addiction and its treatment: human and non-human animal models. *Pharmacol Ther* 108:18–58.
- O'Leary DM, Movsesyan V, Vicini S, Faden AI (2000) Selective mGluR5 antagonists MPEP and SIB-1893 decrease NMDA or glutamate-mediated neuronal toxicity through actions that reflect NMDA receptor antagonism. *Br J Pharmacol* 131:1429–1437.
- Olive MF, Cleva RM, Kalivas PW, Malcolm RJ (2012) Glutamatergic medications for the treatment of drug and behavioral addictions. *Pharmacol Biochem Behav* 100:801–810.
- Olive MF, McGeehan AJ, Kinder JR, McMahon T, Hodge CW, Janak PH, Messing RO (2005) The mGluR5 antagonist 6-methyl-2-(phenylethynyl)pyridine decreases ethanol consumption via a protein kinase C epsilon-dependent mechanism. *Mol Pharmacol* 67:349–355.
- Paterson NE, Markou A (2005) The metabotropic glutamate receptor 5 antagonist MPEP decreased break points for nicotine, cocaine and food in rats. *Psychopharmacology* 179:255–261.
- Pecknold JC, McClure DJ, Appeltauer L, Wrzesinski L, Allan T (1982) Treatment of anxiety using fenobam (a nonbenzodiazepine) in a double-blind standard (diazepam) placebo-controlled study. *J Clin Psychopharmacol* 2:129–133.
- Platt DM, Rowlett JK, Spealman RD (2008) Attenuation of cocaine self-administration in squirrel monkeys following repeated administration of the mGluR5 antagonist MPEP: comparison with dizocilpine. *Psychopharmacology* 200:167–176.
- Porter RHP, Jaeschke G, Spooren W, Ballard TM, Büttelmann B, Kolczewski S, Peters JU, Prinssen E, Wichmann J, Vieira E, Mühlemann A, Gatti S, Mutel V, Malherbe P (2005) Fenobam: a clinically validated nonbenzodiazepine anxiolytic is a potent, selective, and noncompetitive mGlu5 receptor antagonist with inverse agonist activity. *J Pharmacol Exp Ther* 315:711–721.
- Rocher J-P, Bonnet B, Boléa C, Lütjens R, Le Poul E, Poli S, Epping-Jordan M, Bessis AS, Ludwig B, Mutel V (2011) mGluR5 negative allosteric modulators overview: a medicinal chemistry approach towards a series of novel therapeutic agents. *Curr Top Med Chem* 11:680–695.
- Romano C, van den Pol AN, O'Malley KL (1996) Enhanced early developmental expression of the metabotropic glutamate receptor mGluR5 in rat brain: protein, mRNA splice variants, and regional distribution. *J Comp Neurol* 367:403–412.
- Romano C, Sesma MA, McDonald CT, O'Malley K, Van den Pol AN, Olney JW (1995) Distribution of metabotropic glutamate receptor mGluR5 immunoreactivity in rat brain. *J Comp Neurol* 355:455–469.
- Satel SL, Southwick SM, Gawin FH (1991) Clinical features of cocaine-induced paranoia. *Am J Psychiatry* 148:495–498.
- Schoepp DD, Conn PJ (1993) Metabotropic glutamate receptors in brain function and pathology. *Trends Pharmacol Sci* 14:13–20.
- Shigemoto R, Nomura S, Ohishi H, Sugihara H, Nakanishi S, Mizuno N (1993) Immunohistochemical localization of a metabotropic glutamate receptor, mGluR5, in the rat brain. *Neurosci Lett* 163:53–57.

- Tebano MT, Martire A, Rebola N, Pepponi R, Domenici MR, Grò MC, Schwarzschild MA, Chen JF, Cunha RA, Popoli P (2005) Adenosine A_{2A} receptors and metabotropic glutamate 5 receptors are co-localized and functionally interact in the hippocampus: a possible key mechanism in the modulation of N-methyl-D-aspartate effects. *J Neurochem* 95:1188–1200.
- Tessari M, Pilla M, Andreoli M, Hutcheson DM, Heidbreder CA (2004) Antagonism at metabotropic glutamate 5 receptors inhibits nicotine- and cocaine-taking behaviours and prevents nicotine-triggered relapse to nicotine-seeking. *Eur J Pharmacol* 499:121–133.
- Varty GB, Grilli M, Forlani A, Fredduzzi S, Grzelak ME, Guthrie DH, Hodgson RA, Lu SX, Nicolussi E, Pond AJ, Parker EM, Hunter JC, Higgins GA, Reggiani A, Bertorelli R (2005) The antinociceptive and anxiolytic-like effects of the metabotropic glutamate receptor 5 (mGluR5) antagonists, MPEP and MTEP, and the mGluR1 antagonist, LY456236, in rodents: a comparison of efficacy and side-effect profiles. *Psychopharmacology* 179:207–217.
- Wang B, Shaham Y, Zitzman D, Azari S, Wise RA, You Z-B (2005) Cocaine experience establishes control of midbrain glutamate and dopamine by corticotropin-releasing factor: a role in stress-induced relapse to drug seeking. *J Neurosci* 25:5389–5396.
- Wang B, You Z-B, Rice KC, Wise RA (2007) Stress-induced relapse to cocaine seeking: roles for the CRF₂ receptor and CRF-binding protein in the ventral tegmental area of the rat. *Psychopharmacology* 193:283–294.
- Wang X, Moussawi K, Knackstedt L, Shen H, Kalivas PW (2013) Role of mGluR5 neurotransmission in reinstated cocaine-seeking. *Addict Biol* 18:40–49.
- Watterson LR, Kufahl PR, Nemirovsky NE, Sewalia K, Hood LE, Olive MF (2013) Attenuation of reinstatement of methamphetamine-, sucrose-, and food-seeking behavior in rats by fenobam, a metabotropic glutamate receptor 5 negative allosteric modulator. *Psychopharmacology* 225:151–159.
- Xi Z-X, Gilbert JG, Peng X-Q, Pak AC, Li X, Gardner EL (2006) Cannabinoid CB₁ receptor antagonist AM251 inhibits cocaine-primed relapse in rats: role of glutamate in the nucleus accumbens. *J Neurosci* 26:8531–8536.
- Xi Z-X, Li X, Li J, Peng X-Q, Song R, Gaál J, Gardner EL (2013) Blockade of dopamine D₃ receptors in the nucleus accumbens and central amygdala inhibits incubation of cocaine craving in rats. *Addict Biol* 18:665–677.
- Xi Z-X, Li X, Peng X-Q, Li J, Chun L, Gardner EL, Thomas AG, Slusher BS, Ashby CR, Jr (2010) Inhibition of NAALADase by 2-PMPA attenuates cocaine-induced relapse in rats: a NAAG-mGluR2/3-mediated mechanism. *J Neurochem* 112:564–576.
- You Z-B, Wang B, Zitzman D, Azari S, Wise RA (2007) A role for conditioned ventral tegmental glutamate release in cocaine seeking. *J Neurosci* 27:10546–10555.
- Zhu CZ, Wilson SG, Mikusa JP, Wismer CT, Gauvin DM, Lynch JJ, III, Wade CL, Decker MW, Honore P (2004) Assessing the role of metabotropic glutamate receptor 5 in multiple nociceptive modalities. *Eur J Pharmacol* 506:107–118.