

5-12-2017

The effectiveness of the flipped classroom for students with learning disabilities in an Algebra I resource setting

Ashley Butterick

Rowan University, acherill@gmail.com

Follow this and additional works at: <http://rdw.rowan.edu/etd>

 Part of the [Science and Mathematics Education Commons](#), and the [Special Education and Teaching Commons](#)

Recommended Citation

Butterick, Ashley, "The effectiveness of the flipped classroom for students with learning disabilities in an Algebra I resource setting" (2017). *Theses and Dissertations*. 2410.
<http://rdw.rowan.edu/etd/2410>

This Thesis is brought to you for free and open access by Rowan Digital Works. It has been accepted for inclusion in Theses and Dissertations by an authorized administrator of Rowan Digital Works. For more information, please contact LibraryTheses@rowan.edu.

**THE EFFECTIVENESS OF THE FLIPPED CLASSROOM FOR STUDENTS
WITH LEARNING DISABILITIES IN AN ALGEBRA I RESOURCE SETTING**

by

Ashley M. Butterick

A Thesis

Submitted to the
Department of Interdisciplinary and Inclusive Education
College of Education

In partial fulfillment of the requirement

For the degree of

Master of Arts in Special Education

at

Rowan University

May 1, 2017

Thesis Chair: Amy Accardo, Ed.D.

© 2017 Ashley M. Butterick

Dedications

I would like to dedicate this thesis to my husband, Franklin R. Butterick and my son, Landon John Butterick. To my husband, thank you for being my best friend, my rock and my number one fan. Without your endless love, support, encouragement and proofreading this dream would not have become a reality. To my precious son, thank you for listening to more research articles than children's books in the first few months of your life. You inspired me throughout this study to preserve and demonstrate to you, through my actions, that anything is possible if you are willing to work for it.

Acknowledgment

I would like to express my deepest appreciation and gratitude to Dr. Amy Accardo for her words of wisdom and encouragement when I needed them most along with her endless patience and guidance throughout this study.

Abstract

Ashley M. Butterick

THE EFFECTIVENESS OF THE FLIPPED CLASSROOM FOR STUDENTS WITH
LEARNING DISABILITIES IN AN ALGEBRA I RESOURCE SETTING
2016-2017

Amy Accardo, Ed.D

Master of Arts in Special Education

The purpose of this study was: (a) to examine the effectiveness of using the flipped classroom model to improve the academic scores of students with a specific learning disabilities (SLD), (b) to examine the effectiveness of using the flipped classroom to improve rates of homework completion by students with a SLD and (c) to evaluate student satisfaction and perception of the flipped classroom intervention. Five high school students, four males and one female, with a SLD participated in the study. A single subject ABAB design was used. During the baseline phases, students received Algebra I instruction through a traditional classroom model. Class time was utilized for direct instruction and practice problems were assigned for homework. During the intervention, students received Algebra I instruction through the flipped classroom model. Instructional videos and guided note sheets were assigned for homework and class time was used for collaborative practice activities. Homework completion and daily assessment scores were recorded across all phases. Results show that students improved their rate of homework completion during the intervention phases. The student satisfaction survey suggests that students enjoyed the flipped classroom and preferred it to traditional instruction models. Further research is suggested investigating the academic outcomes of the flipped classroom for students with SLD.

Table of Contents

Abstract	v
List of Figures	ix
List of Tables	x
Chapter 1: Introduction	1
Statement of the Problem	1
Significance of the Study	4
Purpose of the Study	5
Research Questions	5
Hypotheses	6
Key Term	6
Chapter 2: Review of the Literature	7
Technology Integration	8
Student-Centered Education	10
The Flipped Classroom	13
Community Impact	16
Social and Emotional Development	17
Academic Achievement	20
Conclusion	26
Chapter 3: Methodology	29
Setting	29
School	29
Classroom	29

Table of Contents (Continued)

Participants.....	30
Participant 1	31
Participant 2	32
Participant 3	32
Participant 4	33
Participant 5	33
Research Design.....	34
Materials	35
Measureable Materials	35
Homework assignments	35
Daily assessments	35
Procedures.....	35
Measureable Procedures	36
Homework assignments	36
Academic grades.....	36
Survey	37
Data Analysis	38
Chapter 4: Results.....	40
Academic Scores.....	40
Homework Completion Rates.....	47
Survey Results	53

Table of Contents (Continued)

Chapter 5: Discussion	56
Findings.....	56
Limitations	59
Implications and Recommendations	60
Conclusions.....	61
References.....	63

List of Figures

Figure	Page
Figure 1. Student satisfaction survey	38
Figure 2. Daily assessment scores Student A	42
Figure 3. Daily assessment scores Student B.....	43
Figure 4. Daily assessment scores Student C.....	44
Figure 5. Daily assessment scores Student D	45
Figure 6. Daily assessment scores Student E.....	46
Figure 7. Homework completion rates Student A	48
Figure 8. Homework completion rates Student B.....	49
Figure 9. Homework completion rates Student C.....	50
Figure 10. Homework completion rates Student D	51
Figure 11. Homework completion rates Student E.....	52

List of Tables

Table	Page
Table 1. General Information of Participating Students	31
Table 2. Mean and Standard Deviation of Daily Assessments across Phases	41
Table 3. Mean and Standard Deviation of Homework Completion Rates across Phases	47
Table 4. Student Satisfaction Survey Percentage Results.....	54

Chapter 1

Introduction

The Millennials, born between the years 1982 and 2002, occupy the seats and desks in our high school classrooms today, and live in a world of instant gratification with technology integrated into every aspect of their daily lives (Roehl, Reddy, & Shannon, 2013; Webel & Otten, 2016). For example, high school students no longer need to pull out a dictionary to look up an unknown word or leaf through an encyclopedia to find the answer to a puzzling question; they simply reach for their iPhone to find the answer. Socially, today's high school students can hold multiple conversations at the same time via text message, and academically they may have access to speech-to-text technology that allows them to write an entire paper without ever holding a pen or touching a keyboard (Bain, Basson, & Wald, 2002). Furthermore, apps exist that students may use to complete their math homework simply by taking a picture of the posed problem (Webel & Otten, 2016). With students like these, teachers are faced with the challenge of developing engaging and motivating lessons that incorporate the skills and tools that high school students are confident with and proficient in using. It is the drive to meet students' needs, increase 21st century skills, and incorporate technology into daily instruction that has led to the evolution of the flipped classroom model (Bishop & Verleger, 2013; Lage, Platt, & Treglia, 2000; Roehl et al., 2013).

Statement of the Problem

There is undeniably an increased initiative to incorporate technology into the classroom (Beldarrain, 2006; Carver, 2016; Satsangi & Bouck, 2015). A concern, however, is how to effectively make a transition from traditional instruction to

technology rich instruction. Today's students may be well versed in using technology for social purposes, e.g. through Instagram, Twitter, SnapChat, and many other apps, but may need to be taught how to use technology for academic purposes, and teachers and educational staff need to play a critical role (Bain et al., 2002; Beldarrain, 2006; Carver, 2016).

The flipped classroom (also referred to as the inverted classroom) provides students with video lectures that can be accessed from home and paired with collaborative, student-centered activities during class time to aid mastery of concepts and skills (e.g., Bishop & Verleger, 2013; Fulton, 2012; Gilboy, Heinerichs, & Pazzaglia, 2015). The flipped classroom design assigns video lectures for homework to replace the instructional lectures that traditionally take place during class time. During class time, teachers provide students with the opportunity to practice and explore new concepts and skills through engaging, student-centered activities that focus on skill application and productive collaboration (e.g., Bishop & Verleger, 2013; Fulton, 2012; Gilboy, et al., 2015). The advantage of the flipped classroom is that students no longer need to depend solely on peers or parents for support completing homework. They are able to watch the instructional video provided by their teacher at any time and any place internet is accessible to establish basic content knowledge. Then, students may receive support from peers and teachers in the classroom setting where they further develop their skills through application (e.g., Bishop & Verleger, 2013; Gilboy et al., 2015; Roehl et al., 2013).

A flipped classroom may meet the needs of high school students in the specific content area of mathematics. Algebra 1 students may be quick to give up on homework assignments when they begin to struggle because they are accustomed to having the

answers to all their questions in the time it takes to complete a google search (Marlowe, 2012; Westermann, 2014). Exceptional learners in a resource Algebra I classroom may struggle to recall and retain procedural steps necessary to solve a given math problem (Geary, 2004; Hallahan, Kauffman, & Pullen, 2015; Harrison, 2013). When students must rely on peer support for homework assignments because the content being taught exceeds their parents' knowledge, students may become frustrated, see little value in the assignment, and as a result, may not benefit from the additional practice (Marlowe, 2012).

Furthermore, many students with learning disabilities struggle to accurately copy notes, listen to verbal explanations, and process procedural steps all at once (Geary, 2004; Hallahan et al., 2015). Additionally, some students with learning disabilities struggle to maintain focus for the duration of a lecture or demonstration of a mathematical process (Geary, 2004; Hallahan et al., 2015). As a result, students may only comprehend the first couple steps of mathematical procedures. Gilboy et al. (2015) report that a student's attention will likely decrease after the first 10 minutes of class, and students only recall 20% of the material taught during a given class period. This lack of attention and recall is likely to have a negative impact on student outcomes, including test scores. It may also result in gaps in content knowledge as students progress through subsequent mathematics units (Geary, 2004). By utilizing the flipped classroom, students are able to learn at their own pace (Fulton, 2012) For example, students can rewind detailed portions of a video lecture, take breaks, and refer back to videos for future support as needed (Fulton, 2012).

Moreover, high school is a time when many parents struggle to relate to their children who are quickly transitioning into young adults (Fulton, 2012; Marlowe, 2012).

Prior to high school, many parents are able to help their children with academic assignments. However, once their child enters high school, parents may struggle to recall high school level concepts that they have not seen or used in many years (Marlowe, 2012). Through the use of the flipped classroom, parents are able to watch lectures with their child, refresh their own skills, and provide the additional support at home that many learners depend on for success (Fulton, 2012). This type of support for parents may provide them with more opportunities to participate in their child's academic growth (Fulton, 2012). For students, frustration at home related to homework completion may be minimized and overall student stress levels may be reduced (Marlowe, 2012).

Significance of the Study

Much of the research that currently exists on the flipped and partially flipped classroom model has been collected at the collegiate level (Gilboy et al., 2015; Kuiper, Carver, Posner, & Everson, 2015; Lage et al., 2000; Love, Hodge, Grandgenett, & Swift, 2014; Moravec, Williams, Aguilar-Roca, & O'Dowd, 2010; Schroeder, McGivney-Burelle, & Xue, 2015). The limited studies that exist with high school students focus on high-achieving students in advanced courses (Fulton, 2012; Westermann, 2014) and occasionally in elite/private schools (Marlowe, 2012). Unlike studies to date, the present study explores the impact of the flipped classroom model on high school mathematics students with learning disabilities in a resource Algebra 1 classroom.

The flipped classroom may be an appropriate intervention to improve the academic performance, and reduce the stress levels of students with learning disabilities receiving Algebra 1 instruction in a small group, resource room setting. Furthermore, this instructional model may provide opportunities for parents/guardians to become more

involved in their child's learning through the instructional videos that can be viewed and reviewed together at any time (Bishop & Verleger, 2013; Fulton, 2012; Marlowe, 2012). Students with learning disabilities, especially those with processing difficulties and ADHD, can successfully utilize mathematical procedures with scaffolding support but may struggle to replicate the necessary steps when working independently or outside of the classroom setting (Hallahan et al., 2015). This study will build on the recommendations of Bishop and Verleger (2013) and Zainuddin and Halili (2016) to evaluate the potential effect of the flipped classroom on the academic achievement and homework completion of students with learning disabilities in a resource Algebra I classroom.

Purpose of the Study

The purpose of this study is to investigate the effect of using a flipped classroom on (1) academic performance and (2) homework completion of students with learning disabilities receiving special education Algebra I instruction in a high school resource mathematics classroom. In addition, the study will investigate student satisfaction with the flipped classroom.

Research Questions

Research questions investigated in this study follow:

1. Will implementation of the flipped classroom increase the academic scores of students receiving special education instruction in a high school resource Algebra I classroom?

2. Will implementation of the flipped classroom increase homework completion rates of students receiving special education instruction in a high school resource Algebra I classroom?
3. Will students with learning disabilities be satisfied with the use of the flipped classroom for instruction and practice in a high school resource Algebra I classroom?

Hypotheses

I hypothesize that Algebra 1 scores and frequency of homework completion will improve with the use of the flipped classroom.

I hypothesize that students will be satisfied with the use of the flipped classroom for instruction and practice in Algebra 1.

Key Term

For purposes of this study, the *flipped classroom* will be defined as “an educational technique that consists of two parts: interactive group learning activities inside the classroom, and direct computer-based individual instruction outside the classroom” (Bishop & Verleger, 2013, p. 5).

Chapter 2

Review of the Literature

Approximately 13% of children and youth between the ages of 3 and 21 are eligible for special education services under the regulations of IDEA and roughly 35% of this population is found eligible for special services under the classification learning disabled (U.S. Department of Education, 2016) making it by far the largest category of special education (Hallahan et al., 2015). This equates to just under 5% of public school children being serviced for one or more of the eight specific learning disability categories (Hallahan et al., 2015; U.S. Department of Education, 2016; U.S. Department of Education Office of Special Education Programs, 2006). Two of the eight specific learning disability categories are directly related to mathematics: mathematics calculation and mathematics problem solving (U.S. Department of Education Office of Special Education Programs, 2006).

Mathematics is a core content subject in secondary education and a required area of mastery for high school graduation in the United States. Success within this field of study, measured by mastery of the Common Core State Standards, is believed to have a direct effect on success in college, on future careers, and on today's global economy (Common Core State Standards Initiative, 2016; Satsangi & Bouck, 2015). For students with a learning disability in mathematics, academic difficulties can range from basic arithmetic skills to critical thinking and real-world application skills (Geary, 2004; Satsangi & Bouck, 2015).

Given the significant population of students with learning disabilities needing additional support and services in mathematics, it is important for teachers to provide

instruction that is highly engaging and rich in both computation skill and problem-solving skill development (Geary, 2004). The flipped classroom has been found to increase levels of engagement through a combination of technology integration and student-centered learning (e.g., Bishop & Verleger, 2013; Gilboy et al., 2015; Marlowe, 2012) and may be an effective instructional strategy for students with a learning disability in mathematics.

This chapter provides a review of the research related to the impact of the flipped classroom, a strategy that integrates both technology and student-centered instruction, and its implications for students with learning disabilities (LD).

Technology Integration

The findings of Satsangi and Bouck (2015) suggest that the integration of technology may improve academic performance for students with learning disabilities. In a study conducted with the purpose of investigating the effectiveness of virtual manipulatives on acquisition, maintenance, and generalization for the concepts of area and perimeter, concrete manipulatives were replaced with virtual online manipulatives from the National Library of Virtual Manipulatives for three high school male students with learning disabilities (Satsangi & Bouck, 2015). Results of this study indicate that all three students increased math scores when finding area and perimeter, and all three students were satisfied with the use of the online tool. The study suggests student mathematics skills may be improved by the use of technology.

Mbugua, Kiboss, and Tanui (2015) found similar results conducting an international study designed to evaluate teacher perceptions of the influence of information communication technology (ICT) on students' academic achievement. Mbugua et al. surveyed and interviewed 486 teachers in 274 public secondary schools in

Nakuru County, Kenya (2015). Study findings reveal that teachers believe ICT is a vital component of student achievement and has a positive influence on improving students' academic performance. Mbugua et al. also found that teachers' age and highest degree of education influences the frequency of technology usage in both planning and delivery of instructional material (2015). These significant findings suggest that frequently integrating ICT throughout instructional planning, instructional delivery, and student practice actively correlates with higher levels of students' achievement. In addition, academic performance may be influenced by the frequency and confidence teachers express when using technology in the secondary schools (Mbugua et al., 2015).

Carver (2016) suggests that technology integration improves student engagement and higher levels of engagement may contribute to improved academic performance. Carver (2016) surveyed 68 graduate students in an education program to explore the benefits and barriers of technology integration for teachers and students. All of the graduate students participating in this study were current K-12 teachers (Carver, 2016). A significant finding of this study was that the main barrier teachers and students are faced with is technology availability (Carver, 2016). Without reliable tools, such as dependable internet access and working electronic devices, teachers do not feel confident integrating technology into their instruction (Carver, 2016). As a result, students may be less likely to use the internet, assistive technology, and virtual manipulatives for educational purposes when they are not modeled in the classroom (Carver, 2016). Students from low-income households are often identified as "at risk" and are statistically more likely to be classified with LD (Talbot, Fleming, Karabatsos, & Dobria, 2011). Therefore, many students with LD may have limited accessibility and experiences with technology. This

can be another challenge when using technology for educational purposes with this identified population (Talbot et al., 2011).

When integrated effectively, technology may lead to high levels of engagement (Carver, 2016), meet the needs of students for educational opportunities not limited to time or location (Beldarrain, 2006), and correlate with high levels of academic performance (Mbugua et al., 2015; Satsangi & Bouck, 2015; Talbot et al., 2011) for students with and without LD. Technology integration alone, however, is not enough to lead to academic improvement. Carefully planned instruction that incorporates scaffolding, encourages collaboration, and improves social interactions are also critical for improving students' academic performance (Beldarrain, 2006; Geary, 2004).

Student-Centered Education

Education has slowly but surely been making the transition from a large, impersonal setting to an environment composed of small, caring communities (Aslan & Reigeluth, 2016). This evolving educational atmosphere is geared towards self-directed learning approaches and intrinsic motivation (Aslan & Reigeluth, 2016). In a student-centered education model, students build their own knowledge through exploring situations and analyzing real world problems (Saragih & Napitupulu, 2015). Supported by the beliefs of current socio-constructivists, student-centered classrooms emphasize the construction of knowledge obtained by individuals through social interactions with peers and teachers (Ambrose, Bridges, DiPietro, Lovett, & Norman, 2010; Aslan & Reigeluth, 2016; Kogan & Laursen, 2014). Harrison (2003) suggests that student-centered learning approaches may be particularly beneficial for students with LD because they deemphasize literacy and language skills and increase the focus on activity-based

assignments with hands-on manipulation of concepts, areas of academic strength for students with LD. While the student-centered learning environment may look different across disciplines, in mathematics, students are engaged by exploring realistic mathematical problems, hypothesizing and testing conjectures, constructing possible solutions, and presenting discoveries through the explanation of their ideas and procedures (Kogan & Laursen, 2014).

Saragih and Napitupulu (2015) believe that mathematics is not a ready-made product and acquisition cannot be obtained by imitation, repetitive practice, or memorization. In a study of private and public seventh grade students in North Sumatera, Indonesia, a three step process was implemented to measure the effectiveness of a student-centered approach on improving higher order mathematical thinking skills. First, current levels of critical thinking abilities were assessed, then classroom instruction was designed using a constructivist approach, and finally collected data was analyzed (Saragih & Napitupulu, 2015). To evaluate the effectiveness of the student-centered approach, Saragih and Napitupulu (2015) utilized high level mathematics thinking ability tests, questionnaires to assess students' attitudes toward the learning model, and observation sheets to measure the degree of application of higher order thinking skills in classroom activities. Study results suggest that student-centered education may significantly improve math competencies in the areas of problem solving, reasoning ability, and concept connection identification (Saragih & Napitupulu, 2015). In addition, students' attitudes and motivation towards mathematics may be enhanced through the student-centered approach to teaching (Saragih & Napitupulu, 2015).

Kogan and Laursen (2014) conducted a study to examine the impact of student-centered learning in college mathematics on undergraduates' grades and course selection at two institutions. Specifically, this study analyzed the implications of student-centered learning for two subpopulations: (1) low-achieving students based on grades from previous mathematics courses, and (2) women compared to male peers. Reported findings suggest that both men and women enrolled in a student-centered mathematics course earn grades as good as or better than their peers in a traditional lecture course (Kogan & Laursen, 2014). While Kogan and Laursen (2014) found similar academic results between genders, women in the student-centered courses were more likely to report feelings of confidence and concept mastery than their peers in the traditional lecture courses. There was no significant difference seen in the grades of high achieving students in the student-centered and traditional courses, but low-achieving students in the student-centered courses earned consistently higher grades than their low-achieving peers in the traditional courses. These results were maintained in subsequent mathematics courses. Low-achieving students from the study's original student-centered courses earned an average grade of a C+ in subsequent courses while low-achieving students from the traditional courses earned an average grade of a C. Therefore, the findings suggest the impact of student-centered learning is long-lasting for low-achievers due to its potential to strengthen problem solving strategies and study skills which can be generalized for subsequent courses (Kogan & Laursen, 2014).

Contrary to these findings, Aslan and Reigeluth (2016) found student-centered education may not be appropriate or effective for mathematics instruction at the secondary level. A study was designed with the purpose of examining the challenges of student-centered instruction. Aslan and Reigeluth (2016) conducted a study at the

Minnesota New Country School. This school, providing education to secondary students in grades 6-12, was ranked in the top eight charter schools in 2006 by the U.S.

Department of Education for its student-centered, project-based approach to education (Aslan & Reigeluth, 2016). At this school, students design their own projects to meet state standards and teacher advisors approve, monitor, and assess individual students' progress. Aslan and Reigeluth (2016) interviewed nine teacher advisors, the school principal, a co-founder, and a founding member to identify the challenges of learner-centered education. One of the top three challenges identified was the school's inability to implement the project-based approach into mathematics classes because state standards require students to move quickly through the curricula in order to meet all mathematics graduation requirements (Aslan & Reigeluth, 2016). In addition, students often enter mathematics classes at various levels of competency and bridging gaps through project-based learning may be too time consuming within the constraints of a high school mathematics course scope and sequence (Aslan & Reigeluth, 2016). Since students with LD often require instruction that is highly structured, repetitive, and predictable (Hallahan et al., 2015), student-centered learning alone may not be a successful strategy for students with LD.

The Flipped Classroom

As defined by Bishop and Verleger the flipped classroom is “an educational technique that consists of two parts: interactive group learning activities inside the classroom, and direct computer-based individual instruction outside the classroom” (2013, p. 5). This unique design evolved from the technology movement, an effort to over-come physical barriers through the distribution of information in large quantities at a

low price, and the ideological movement, an effort to over-come man-made barriers by addressing existing problems and ineffective approaches with open-mindedness and creativity (Bishop & Verleger, 2013). In the flipped classroom model, instructional lectures, which would typically occur during class time in the traditional classroom, are recorded as video lectures and assigned for homework. The practice of new skills, which traditionally is assigned for homework as a worksheet, takes place in the classroom in the form of collaborative, student-centered activities (e.g., Fulton, 2012; Gilboy et al., 2015; Westermann, 2014; Zainuddin & Halili, 2016). This instructional approach is geared to the millennials who thrive in an educational environment that supports multi-tasking, encourages group work, and focuses on the social aspects of learning (Roehl et al., 2013).

Lectures and the delivery of instruction which traditionally consumed the majority of class time, are assigned for homework through video lectures utilizing technology sources such as YouTube, Google Docs, Google Hangout, Khan Academy, and personal blogs (Bishop & Verleger, 2013; Zainuddin & Halili, 2016). Appealing to the millennials that make up today's high school population, these lectures can be accessed 24/7 and provide educational opportunities unrestricted by time and location (Beldarrain, 2006; Fulton, 2012). In some cases, existing videos match the needs of the course and can be utilized with few or no modification. Other times, teachers may wish to create their own video lectures designed to meet the specific needs of the diverse learners in their classrooms (Fulton, 2012).

With instruction occurring outside the classroom walls in a flipped classroom, group class time can be used for "active learning" activities which Bishop and Verleger (2013) identify as problem-solving learning, peer-assisted learning, cooperative learning,

and collaborative learning. This learning environment allowed for instantaneous feedback, an important factor supporting today's youth to build confidence and maintain motivation (Fulton, 2012). These in-class activities also provide teachers the opportunity to teach higher-order thinking skills and to integrate creativity, a component of education that has gradually diminished as teachers have been placed under greater pressure to prepare students for high-stakes tests (Roehl et al., 2013).

Direct instruction, a teacher-centered approach, and constructivist instruction, a student-centered approach, are opposite instructional models. The flipped classroom, a “unique combination of learning theories once thought to be incompatible” (Bishop & Verleger, 2013, p. 2), addresses the technology integration concerns and the student-centered education concerns of other researchers. When integrating technology for educational purposes, Beldarrain (2006) warns that student-student and teacher-student relationships could be negatively impacted due to the replacement of social interactions with a technological interface. However, by utilizing a student-centered approach in the classroom focused on group collaboration and peer-assisted assignments, social interactions are considered and preserved (e.g., Gilboy et al., 2015; Lage et al., 2000; Westermann, 2014).

In regard to student-centered education, Aslan and Reigheluth (2016) warned that the problem-based instructional model may not be suitable for all students because it requires students to alter their mindset from passive learners to self-directed learners which can be both frustrating and difficult for low-achieving students. However, when direct instruction is still provided through video lectures and active learning activities driven by students but scaffolded by teachers, struggling and reluctant learners are

provided the necessary support and structure they need to succeed (Fulton, 2012; Harrison, 2003; Kogan & Laursen, 2014)

As societal demands for improved instruction increase and financial resources are less readily available and distributed to public schools, the flipped classroom may be an effective and economical solution given the free accessibility to online tools (Bishop & Verleger, 2013; Fulton, 2012; Lage et al., 2000). In a meta-analysis of twenty academic journals between the years 2013 and 2015, Zainuddin and Halili (2016) aimed to identify trends and commonalities in the research conducted on flipped classrooms. They found numerous researchers identified positive impacts related to student learning in the areas of communication, social-emotional development, and academic achievement.

Community impact. When discussing education, there are multiple “communities” that exist. One type of community, a professional learning community (PLC), exists within the district and is comprised of teachers who teach common courses or who share groups of students as seen in middle school teams. The flipped classroom may strengthen a PLC when teachers who teach similar courses share or collaborate as a team to create video lectures, design active learning assignments, and compare student progress scores to reflect upon and enhance instruction (Fulton, 2012).

Another type of community that is often referred to in education is the community comprised of key stakeholders, namely parents and guardians, who are personally invested in their children’s education and the daily outcomes of instruction. The flipped classroom provides caregivers with a window into the classroom (Fulton, 2012). In addition, when parents and students watch instructional videos together, they have the opportunity to bond and parents are given the opportunity to help students with school

work especially when children are learning content that parents do not recall from their own educational experiences (Fulton, 2012; Marlowe, 2012). In a voluntary parent survey conducted by Fulton (2012) at the conclusion of a study in a high school setting using the flipped classroom, 84% of parents reported that they preferred the flipped classroom model over traditional instruction due to the frequent opportunities they were provided with to participate in their child's academic growth.

The third community that is impacted by the flipped classroom is the community built within the classroom comprised of students, para-educators, and teachers. Supported by Maslow's hierarchy of needs theory, for this community to thrive and foster productive learning, students must feel safe, secure, and confident to take academic risks (Wininger, 2010). Since the vast majority of class time is designated for collaborative, team-building activities and assignments within the flipped classroom framework, positive teacher-student and student-student relationships are formed and strengthened which cultivates an environment of trust and open-mindedness (Westermann, 2014). This growth within the flipped classroom may lead to future success as students become better prepared for the work place through the development and enhancement of critical thinking skills, creativity, communication, collaboration, and adaptability to new technology (Roehl et al., 2013).

Social and emotional development. While academic achievement is a high priority goal of education, a child's social and emotional growth is equally important especially for students with LD who may need additional support and specific instruction when it comes to social interactions with peers and teachers (Hallahan et al., 2015). Since the flipped classroom is an interactive and engaging environment, students are provided

with multiple opportunities to socialize with peers in a supervised setting where teachers can intervene and guide appropriate interactions as needed (Fulton, 2012).

In addition to face-to-face interactions, millennials are frequently presented with scenarios that require appropriate interactions through digital forums such as emails, discussion boards, and social media sites (Roehl et al., 2013). In a study of a high school history class using the flipped classroom model, Westermann (2014) required students to post questions and/or summaries to a discussion board following the video introduction of primary sources. Reported findings suggest that when discussion boards are utilized as a component of the flipped classroom, teachers can oversee and encourage effective, productive and appropriate socialization in the digital world (Westermann, 2014).

Marlowe (2012) surveyed nineteen students in their second year of the Baccalaureate Standard Level Environmental Systems and Societies program at the Dubai American Academy in Dubai, United Arab Emirates to analyze student stress levels when receiving instruction in the flipped classroom. Students were asked to rank their level of stress on a Likert scale of 1 through 5. Students gave an average stress level ranking of 2 out of 5 on the Likert scale for their flipped classrooms compared to their non-flipped classrooms which they gave an average stress level ranking of 5 out of 5 (Marlowe, 2012). In addition, through surveys and interviews prior to the flip of the classroom, Marlowe (2012) found that many students became very frustrated at home while completing homework because they had to rely on peers since course material exceeded their parents' knowledge level in the content area. After the classroom was flipped, students reported that they were much less frustrated with homework assignments (Marlowe, 2012). The study findings suggest that there are emotional

benefits for all learners, but especially for low-achieving students because the flipped classroom may lower stress levels.

While researchers have found mixed results when measuring student satisfaction with the flipped classroom, the research overwhelmingly supports that the majority of students are highly satisfied with the flipped classroom (e.g., Bishop & Verleger, 2013; Gilboy et al., 2015; Lage et al., 2000). In a comprehensive study of prior and current research of the flipped classroom, Bishop and Verleger (2013) report that most students prefer in-person lectures to video lectures but also prefer interactive classrooms over in-class lectures. Students reported that they were more likely to watch optional videos than complete optional readings and by completing optional videos prior to class, students were better prepared to participate in discussions and group collaboration (Bishop & Verleger, 2013).

In contradiction to Bishop and Verleger's findings, Gilboy et al. (2015) found that 76% of the 142 students who voluntarily took a survey to assess their perspectives of the flipped classroom from two undergraduate nutrition courses preferred the video lectures to in-person lectures. Similarly to Bishop and Verleger's findings, Gilboy et al. (2015) found that over half of students surveyed would rather participate in collaborative activities during class sessions than sit through lectures. In addition, the majority of students expressed positive feelings towards their mastery of content, confidence with the materials used, and connection with their instruction when learning in a flipped classroom course.

Lage et al. (2000) found similar results from a study of the use of the flipped classroom in a microeconomic courses at Miami University. Lage and colleagues

conducted student surveys and interviews, and report that students were in favor of the flipped classroom model, preferred the format of instruction and practice, believed they learned better, enjoyed working with peers, felt more engaged, and believed their time was well spent through meaningful video lectures and in-class activities (Lage et al., 2000). In addition, instructors reported satisfaction with the flipped classroom and reported observing students learning from their peers through discussions and collaborative interactions (Lage et al., 2000)

Academic achievement. When it comes to emerging educational practices such as the flipped classroom, investigating academic benefits and potential academic improvement is essential. While there is a lack of research investigating student learning outcomes objectively, anecdotal evidence strongly suggests academic achievement is positively correlated with the utilization of the flipped classroom (e.g., Bishop & Verleger, 2013; Fulton, 2012; Moravec et al., 2010). This may be due to the fact that the flipped classroom allows for learning experiences to be individually matched to students' unique learning styles and needs (Bishop & Verleger, 2013). The flipped classroom also allows for more material to be covered either by the introduction of additional topics or a deeper exploration of topics taught in the traditional classroom model (Kuiper et al., 2015).

Video lectures, assigned for homework in the flipped classroom to replace traditional in-class lectures, allow students to learn at their pace (Fulton, 2012). In many content areas, but especially in mathematics, students enter the classroom at various preparation levels and require a wide range of instructional time for mastery (Kuiper et al. 2015). Video lectures allow quick learners to move rapidly through content, provide

struggling learners with the accessibility to review examples and instructional explanations as many times as necessary, and allow all students to enter the classroom with similar exposure to content topics (Fulton, 2012; Kuiper et al., 2015).

Contradictory to these findings, Gilboy et al. (2015) suggest, based on survey results, that students may be dissatisfied with video lectures due to the inability to ask questions in real-time. Despite the ability to re-watch lectures and learn at their own pace, when students have questions, they cannot be asked and answered immediately as they could be in a traditional learning setting and students may become frustrated, unmotivated and give up (Gilboy et al., 2015; Kuiper et al., 2015).

Similarly, Herreid, Schiller, Herreid, and Wright (2014), warn that the flipped classroom's success hinders on high quality videos. When videos are recorded with poor quality or the content and design of the videos are unattractive to the intended audience, students may not be motivated to watch the videos or may find them difficult to follow along with and understand (Kuiper et al., 2015; Zainuddin & Halili, 2016).

To address these valid concerns, Westermann (2014) suggests integrating a discussion board with video lectures. This provides students with the opportunity to ask questions as they arise and although questions may not be answered immediately, peers can provide clarification and additional explanations on this forum prior to class (Westermann, 2014). While content itself cannot always be altered to be more interesting to adolescent learners, when teachers create their own videos, they can use examples that appeal to students' interests (Fulton, 2012). In addition Bishop and Verleger (2013), found that shorter, rather than longer videos were more appealing to learners, especially for low-achieving students who struggle to maintain attention and focus. They also found

positive results when classes began with an opportunity for students to ask question about the video lectures for clarification followed by a brief quiz on the video material because this provided students with the extrinsic motivation that some need to actively watch lectures on a regular basis (Bishop & Verleger, 2013).

Fulton (2012) and Kuiper et al. (2015) suggest the flipped classroom may improve classroom management as quick learners will be less likely to become bored and behavioral problems during class lectures and struggling learners will be less likely to become overwhelmed, confused, and act out during class lectures. With instruction taking place outside of the classroom, additional class time is available for struggling learners to receive one-on-one instruction and for all learners to ask questions as they receive additional practice that the traditional classroom would not have allowed for due to time constraints (Fulton, 2012; Kuiper et al., 2015; Westermann, 2014). Not only are students receiving additional practice, but this practice is designed using a comprehensive approach which allows students to build a deeper understanding through experience with hands-on learning conclusive to the academic needs of students with LD and practical for 21st century skills development (Fulton, 2012; Kuiper, 2015).

The flipped classroom may also be academically beneficial for the student who is frequently absent because, as long as the child has internet access, he can keep up-to-date with classroom instruction through the online video lectures and practice worksheets can be supplemented as needed for additional practice and skill acquisition (Fulton, 2012). Fulton (2012) does warn that technology devices or internet access may not be available at home, especially for “at-risk” populations. If this is the case, teachers should make an effort to create CDs, DVDs, or flash drives of the lectures and have extra devices in the

classroom as well as provide time before, during, or after school for students to watch the video lectures to ensure all students have the opportunity and tools to succeed (Fulton, 2012).

In Gilboy et al.'s study (2015) of the effectiveness of the flipped classroom for two undergraduate nutrition courses consisting of 196 students, researchers aimed to address all levels of Bloom's taxonomy and evaluate students' levels of engagement through voluntary surveys. Before class, students were assigned video lectures which satisfied the lower levels of Bloom's taxonomy. During class, assignments were designed to achieve high levels of Bloom's taxonomy such as application, analysis and synthesis. After class, students built upon higher level thinking skills through formative and summative assessments (Gilboy et al., 2015). Survey results suggest that students were pleased with the flipped classroom model, felt more engaged in the course, and had a better understanding of the material taught through video lectures and applied practice in class.

Marlowe (2012) found similar results in a study of high school seniors at the Dubai American Academy enrolled in year 2 of the Baccalaureate Standard Level Environmental Systems and Societies course. The 19 students in this course received traditional instruction for the first semester and then the flipped classroom was used during the second semester. In the second semester, students were assigned video lectures for homework and required to post any question they had on the material presented or a summary of the lecture to demonstrate their understanding if they did not have any questions (Marlowe, 2012). These questions and summaries were then used at the beginning of class periods to initiate large group discussions which lead into group

projects, lab activities, relevant readings, and student research. Most students showed an increase in homework and assignment completion and on average, students' grades improved by 3 points from semester one to semester two with lower-achieving students showing the most academic improvement (Marlowe, 2012). While academic improvement was significant within the course, academic improvement across career science courses was not significantly relevant (Marlowe, 2012).

Unlike Marlowe (2012), Day and Foley (2006) suggest the flipped classroom results in significantly higher scores for all learners. Day and Foley studied the effect of a flipped classroom on student grades using two sections of an introductory human-computer interaction course, with 46 students taking part in this study. The same instructor taught both sections but used the traditional lecture model for one section and the flipped classroom for the other section (Day & Foley, 2006). To avoid bias, blind grading was utilized. Results from this study showed students receiving instruction in the flipped classroom scored significantly higher on all homework assignments, projects and exams compared to their peers in the traditional lecture course (Day & Foley, 2006).

Moravec et al. (2010) conducted a study using the flipped classroom for three lectures in an introductory biology course. Students watched PowerPoint lectures and completed supplementary worksheets for homework. In class, students received 10 minute mini-lectures and 5-7 minutes of mini-active learning exercises. Researchers found a 21% increase on student responses to exam questions (Moravec et al., 2010). However, there were many short-comings of this study suggesting the results may not entirely correlate to the flipped classroom. Limitations of this study included an

extremely short time frame that the intervention was used and the fact that a true flip did not happen since students were still receiving in-class lectures (Moravec et al., 2010).

Love et al. (2014) conducted a study on the flipped classroom specific to mathematics and aimed to evaluate the academic effectiveness of this intervention in the content areas. In the Spring 2012 semester, sophomore level applied linear algebra courses were used to compare the academic impact of the flipped classroom compared to the traditional classroom. Twenty-seven students agreed to participate in this study from the flipped sections and twenty-eight students participated from the traditional sections. While researchers did not find any significant differences in academic performance when comparing final exam scores, students in the flipped classroom reported a more favorable experience in the course and were better able to identify real-world applications of the concepts taught in their perspective careers (Love et al., 2014). These findings suggest that the flipped classroom may be suitable for introductory level courses to spark academic interest in STEM and other in-demand fields (Love et al., 2014).

Unlike Love et al. (2014), Schroeder et al. (2015) found strong evidence to suggest the flipped classroom may have a positive impact on academic achievement in mathematics. At a mid-sized, private university in the northeastern United States during the Fall 2012 semester, all ten sections of the university's Calculus I classes participated in the study. Half of the classes were taught using the flipped classroom model and the other half received instruction in a tradition lecture format (Schroeder et al., 2015). Significant findings of this study suggest that students in the flipped classroom scored higher than students in the traditional classroom (Schroeder et al., 2015). In addition the DFW rate, identified as grades of a D, F, or withdraw, were significantly lower in the

flipped courses compared to the traditional course and furthermore, the DFW rates of the flipped courses were lower than the university's historical average rates for Calculus I (Schroeder et al., 2015). This study continued into the Spring 2013 semester with willing participants enrolled in Calculus II. All students in the Calculus II classes received instruction in a non-flipped class but, the students who were taught in the flipped classrooms for Calculus I continued to score higher on the Calculus II final exam compared to the students who received instruction in the non-flipped Calculus I courses (Schroeder et al., 2015). This finding suggests that the flipped classroom model may have long-term academic benefits in mathematics (Schroeder et al., 2015). It is suggested that the flipped classroom instruction may lead to higher levels of concept retention in mathematics, content connections in subsequent courses, and improved study habits which may lead students to be better prepared to participate in class (Schroeder et al., 2015).

Conclusion

The integration of technology into classroom instruction has been found to be a motivating and engaging tool for millennials who thrive in the digital world (Mbugua et al., 2015; Carver, 2016; Beldarrain, 2006; Geary, 2004) and shows potential for improving academic performance in the area of mathematics for students with LD (Satsandi & Bouck, 2015; Talbott et al., 2011). However, technology integration does have limitations and may result in diminished socialization which could be harmful to the overall growth and development of students with LD (Beldarrain, 2006; Westermann, 2014). In addition, for "at risk" populations who come from low-income families,

exposure and accessibility to technology outside of the classroom may be limited or non-existent (Fulton, 2012).

Student-centered instruction is an educational approach that has gained popularity due to the potential to engage and motivate students, to improve academic performance, and to encourage appropriate social skill acquisition (e.g., Ambrose et al., 2010; Aslan & Reigeluth, 2016; Kogan & Laursen, 2014). For students with LD this educational model may be particularly beneficial because it puts a strong emphasis on activity-based learning and hand-on activities, a learning style that is successful for many students with LD (Harrison, 2003). While some research suggests student-centered learning is a suitable learning model for mathematics instruction (Kogan & Laursen, 2014; Saragih & Napitupulu, 2015) others warn that mathematical gaps cannot be adequately bridged and the rigorous mathematics curricula cannot be mastered through project-based student-centered education within the time constraints of an academic school year (Aslan & Reigeluth, 2016).

Therefore, a possible solution to the specific concerns of technology integration and student-centered education is the careful and deliberate merging of these two evolving movements in the flipped classroom model (e.g., Bishop & Verleger, 2013; Gilboy et al., 2015; Zainuddin & Halili, 2016). It has been suggested that the flipped classroom which utilizes video lectures for direction instruction as homework and preserves class time for activity-based learning assignments (e.g., Fulton, 2012; Lage et al., 2000; Westernmann, 2014) may be especially beneficial for today's learners due to its flexibility and focus on group work (Roehl et al., 2013). In addition, the flipped classroom may have positive impacts on educational communities made up of teachers,

caregivers, and students (Fulton, 2012; Marlowe, 2012; Wininger, 2010; Westermann, 2014; Roehl et al., 2013), students' social and emotional development (e.g., Fulton, 2012; Roehl et al., 2013; Marlowe, 2012), and academic achievement (e.g., Bishop & Verleger, 2013; Gilboy et al., 2015; Marlowe, 2012) specifically in the area of mathematics (Love et al., 2014; Schroeder et al., 2015).

While there is some research discussing the academic, social, and emotional impact of the flipped classroom on low-achieving and struggling learners, there is a significant lack of empirical research targeting students with learning disabilities. Following the recommendations of other researchers (Bishop & Verleger, 2013; Zainuddin & Halili, 2016), this study aims to investigate the effectiveness of the flipped classroom in improving academic scores and homework completion of students with learning disabilities in an Algebra I resource setting.

Chapter 3

Methodology

Setting

School. The study was conducted in a public high school in a southern New Jersey school district. The school district consists of three high schools servicing students from six different townships. Each high school in the district houses one of the following magnet programs: Engineering and Environmental Science, Homeland Security and Public Safety, or Biomedical Sciences. All three schools operate on an eight period schedule with each period lasting forty-five minutes.

The high school consists of approximately 905 students in grades nine through twelve. Approximately 16% of these students have IEPs and receive special education services. The high school has a diverse student population. According to the New Jersey Performance Report (New Jersey Department of Education, 2016), 65.9% of the students are Caucasian, 17.3% are Hispanic, 12.9% are African American, and 3.9% are of Asian, Pacific Island, Native American, or Multi-Racial decent.

Classroom. The classroom where the study took place is used by two special education teachers for all mathematics resource classes. The classroom consists of two teacher desks and nine student tables. There is one teacher computer and ELMO that sync with the LED projector. The classroom has an interactive ENO smartboard. In addition, there are two computers in the classroom designated for student use.

The study was conducted in the school's two Algebra I resource classes taught by the same teacher. The two Algebra I classes in this study are held daily during third and

sixth period. There is a paraprofessional in both sections of this course. None of the participants in this study have a one-on-one aid.

Participants

This study included five ninth grade high school students, one female and four males. All students in this study were classified with a specific learning disability (SLD). They were found eligible for special services under a wide variety of sub-classifications including: reading fluency (RF), written expression (WE), reading comprehension (RC), listening comprehension (LC), mathematics problem solving (MPS), and mathematical calculations (MC). All participants in this study have an IEP to meet their individualized needs. Table 1 presents the general participation information.

Table 1

General Information of Participating Students

Student	Age (years)	Grade	SLD Sub- Classification
A	14	9	RF WE MPS
B	14	9	RC MPS
C	14	9	LC
D	15	9	WE MPS MC
E	15	9	MPS MC

Participant 1. Student A is a 14-year-old Caucasian male. He is eligible for special education services under the classification SLD. He struggles to interact appropriately with peers and to take responsibility for his behaviors. As a result, he is part of the school's dynamic learning group where professional counseling is provided during the school day. Academically, this student is strong and picks up new concepts quickly. Although he struggles to socialize with peers, he is very polite to teachers and eager to participate in the Algebra I classroom. He is inconsistent with his work patterns and does

not always complete homework or turn in classwork assignments. He also struggles with organization and has a difficult time finding assignments and notes. He aspires to attend college after graduation and major in criminal justice. His ultimate goal is to be a police officer.

Participant 2. Student B is a 14-year-old Caucasian female. She is eligible for special education under the classification SLD. This student is frequently absent and struggles to make up her missed work. She is polite to teachers and peers. She is reluctant to participate in the large group, Algebra I classroom but works well with a partner or in a small group. This student is most successful when opportunities for one-on-one instruction are provided. In addition, she has a second mathematics class, Math Lab, which aims to bridge gaps in mathematical concepts, support the students with current mathematics curricula, and provide support for math homework and out-of-class assignments. This student plans to graduate high school and attend college.

Participant 3. Student C is a 14-year-old Caucasian male who is eligible for special education under the classification SLD. He is a focused student and usually completes homework and classwork assignments. He works well independently and with peers. This student is enrolled in a supportive class, Academic Foundations, which teaches study strategies, organization techniques, and provides students with the opportunity to work on homework and assignments from all classes with the support of a special education teacher. He attends the school where this study was held through the magnet program. He is an avid hockey player and a member of the school crew team. This student plans to graduate high school and would like to continue his education at a four-year university.

Participant 4. Student D is 15-year-old African American male and is eligible for special education under the classification SLD. He is a social young man, well-liked by teachers, and makes friends easily. He enjoys helping others in the classroom. In Algebra I he often participates by answering questions and volunteering to put problems on the board. He works well independently and with a partner but often needs scaffolding support from the teacher or paraprofessional when a new skill is taught. This student has a second mathematics class, Math Lab, which aims to bridge gaps in mathematical concepts, support the students with current mathematics curricula, and provide support for math homework and out-of-class assignments. This student was a member of the wrestling team. After graduation he would like to attend college or learn the trade of construction.

Participant 5. Student E is a 15-year-old Caucasian male. He is eligible for special education under the classification SLD. Teachers describe him as hardworking, dedicated, and polite. He gets along well with teachers and peers. Mathematics is his most challenging subject and he often relies on peer support. This student benefits from one-on-one instruction and frequent opportunities for re-teaching. This student is also enrolled in a supportive class, Academic Foundations, which teaches study strategies, organization techniques, and provides students with the opportunity to work on homework and assignments from all classes with the support of a special education teacher. This student would like to attend college after graduation. His interests include instrumental music, writing music, creative writing, and stage crew.

Research Design

A single subject design with ABAB phases was used for this study. This study explored the effect of the independent variable, the flipped classroom model, on the dependent variables of homework completion and academic achievement. Homework completion and academic achievement on daily assessments were measured throughout the study. During Phase A, baseline data was collected for five sessions over one week by the researcher. Instruction during this phase modeled a traditional classroom. Class time was utilized for instructional lectures and practice. Each night a homework worksheet was assigned for additional practice. At the beginning of the next class, homework was scored for completion and students took a daily assessment regarding the previous day's instruction.

During Phase B, the flipped classroom model was introduced. Data was collected for eight days, over two weeks. Students were assigned a video lecture ranging from six to thirteen minutes accompanied by a guided note sheet for homework each night. The following day, the guided note sheet was checked for completion and given a homework score. Students then had the opportunity to ask questions before transitioning into a student-centered activity to practice the new skill in a collaborative setting. At the end of each class, students were given a daily assessment.

During the second Phase A, students returned to a traditional classroom model. This phase included five sessions over one week. Two sessions took place on one day due to a schedule change for PARCC testing. During the second Phase B, students returned to the flipped classroom model and data was collected for eight additional days over two weeks.

Materials

Two sets of materials were used during this study. During phase A, materials used included guided note sheets, homework worksheets, and daily assessments. During the intervention phases, materials used included video lectures, guided video lecture note sheets, student-centered classroom activities, and daily assessments.

Measureable Materials

Homework assignments. Homework was assigned each night and checked for completion at the beginning of the following class period. During phase A, homework was assigned as practice problems that related to the class instruction. During phase B, the intervention phases, students were assigned to watch instructional video lectures and complete guided note sheets. Homework scores were assessed through the completion of the guided note sheets.

Daily assessments. Each day students were given ten minutes to complete a short assessment. During phase A, daily assessments were given as a warm-up activity. During phase B, the intervention phase, daily assessments were given as a closure activity.

Procedures

This study took place over six weeks. Week 1 baseline data was collected on participants' homework completion rates and academic grades on daily assessments. At the end of week 1, students were trained on how to access video lectures that would be used during the intervention phases. Students were also introduced to the guided note sheets that would accompany the video lectures and would be checked for completion as homework grades. Weeks 2 and 3 were intervention weeks. Students watched video lectures and completed guided note sheets for homework each night. The following class

period guided note sheets were checked for completion, student questions were addressed, students participated in collaborative practice activities, and a daily assessment was administered. Week 4 returned to baseline conditions. Week 5 and 6 returned to intervention conditions. At the end of week 6, participants were asked to complete a voluntary, anonymous student satisfaction survey regarding the flipped classroom intervention.

Measurement Procedures

Homework assignments. Throughout the study, homework was checked at the beginning of the following class period for completion and given a score of 0-5: 0 indicated the homework was not attempted at all, 1 indicated the homework was attempted but less than a quarter completed, 2 indicated a quarter of the homework was completed, 3 indicated half the homework was completed, 4 indicated three-quarters of the homework was completed, and 5 indicated the assignment was fully completed.

Academic grades. Academic grades were monitored each day through a short, daily assessment. Assessments were always administered following instruction and a practice activity. During the first and second A Phase, daily assessments were given as warm-up activities; Instruction occurred the previous class period and practice problems were completed for homework the previous evening. During the first and second B Phases, daily assessments were given as closure activities; Instruction occurred the previous evening through the homework video lecture and practice took place during class time in the form of a collaborative activity. Each daily assessment was given a score 0-10. Points were earned for following procedural steps, showing mathematical work, and finding the correct solution. A zero indicated the assessment was not attempted. One

through eight points were given for each of the eight procedural steps that were accurately attempted. One point was given for showing mathematical work throughout the problem and one point was given for accurate mathematical computations resulting in the correct solution.

Survey. At the conclusion of the study, participants were asked to complete a student satisfaction survey using a Likert Scale. Participants answered eight questions regarding their satisfaction with the flipped classroom. The researcher read each question aloud and paused to give participants the opportunity to circle the number that best represented their perceptions of the flipped classroom intervention. Participants answered each question with a rating of 1-5: 1 representing strongly disagree, 2 representing disagree, 3 representing neutral, 4 representing agree, and 5 representing strongly agree. The questions inquired about participants' preferences to video lectures, to class activities and peer interactions, and to learning styles. Participants were instructed to not put their names on the survey so they would remain anonymous. Figure 1 shows the survey participants were asked to complete.

Statement	Strongly Agree	Agree	Neutral	Disagree	Strongly Disagree
I prefer the video lectures to in-class lectures.	5	4	3	2	1
I prefer video lectures/guided note sheets to practice worksheets for homework assignments.	5	4	3	2	1
I prefer practice activities to lectures during class time.	5	4	3	2	1
I enjoyed working with peers during class time.	5	4	3	2	1
I felt frustrated when watching video lectures and completing guided note sheets for homework.	5	4	3	2	1
I believe I had more opportunities to ask questions when the classroom was flipped.	5	4	3	2	1
I believe I learned better when the classroom was flipped.	5	4	3	2	1
I enjoyed learning Algebra I with the flipped classroom model.	5	4	3	2	1

Figure 1. Student satisfaction survey

Data Analysis

Survey results were compiled, recorded as percentages, and reported in a table. Homework completion scores and daily assessment scores were both converted into percentages. The data from these two variables were displayed in visual line graphs. In addition, results were compared and contrasted for each phase. The data points were used

to identify changes in mean performance between conditions. Mean and standard deviations for homework completion rates and academic scores are reported in tables. A comparison of results between phases helped to determine the effects of the flipped classroom in an Algebra I resource setting for students with LD.

Chapter 4

Results

This single-subject design study utilized ABAB phases to examine the effect of the flipped classroom model on academic grades and homework completion rates for students with LD. Five high school freshman, receiving Algebra 1 instruction in a resource room setting, participated in this study. Research questions investigated in this study follow:

1. Will implementation of the flipped classroom increase the academic scores of students receiving special education instruction in a high school resource Algebra I classroom?
2. Will implementation of the flipped classroom increase homework completion rates of students receiving special education instruction in a high school resource Algebra I classroom?
3. Will students with learning disabilities be satisfied with the use of the flipped classroom for instruction and practice in a high school resource Algebra I classroom?

Data was collected throughout all phases. Homework was checked daily for completion and academic grades were measured through daily assessments. At the conclusion of the study, participants completed a voluntary Likert scale survey regarding their satisfaction with the flipped classroom model.

Academic Scores

Academic scores were obtained through daily warm-up assignments and exit tickets. These assessments were graded on a ten point scale with points being awarded for showing work, using appropriate procedural steps, and accurate mathematical

computations. Scores were then converted into percentages. Means and standard deviations of student percentage scores on daily assessments are shown in Table 2.

Table 2

Mean and Standard Deviation of Daily Assessments across Phases

	Baseline 1		Intervention 1		Baseline 2		Intervention 2	
	Mean	SD	Mean	SD	Mean	SD	Mean	SD
	%	%	%	%	%	%	%	%
Student A	84	23.3	95	8.7	88	16.0	91.25	10.5
Student B	88	11.7	76.25	17.3	64	32.6	85	12.2
Student C	84	22.4	85	13.2	86	10.2	73.75	22.9
Student D	66	22.4	83.75	9.9	64	16.2	70	12.2
Student E	68	23.2	60	21.2	68	17.2	56.25	32.8

Student A is a 14-year-old Caucasian male. He is identified as having a specific learning disability and is eligible for special education services under the sub-classifications of reading fluency, written expression, and mathematics problem solving. During the first baseline phase, Student A’s mean score on his daily assessments was 84%. Student A’s mean score increased during the first intervention phase to 95%. When

the intervention was removed during the second baseline phase, Student A’s mean score decreased to 88% and then increased again during the second intervention phase to 91.25%. Student A’s daily data is shown in Figure 2. As seen in the figure, Student A’s scores decreased once during each baseline phase. When the flipped classroom was introduced, Student A’s scores tended to stay in the same range for both intervention phases.

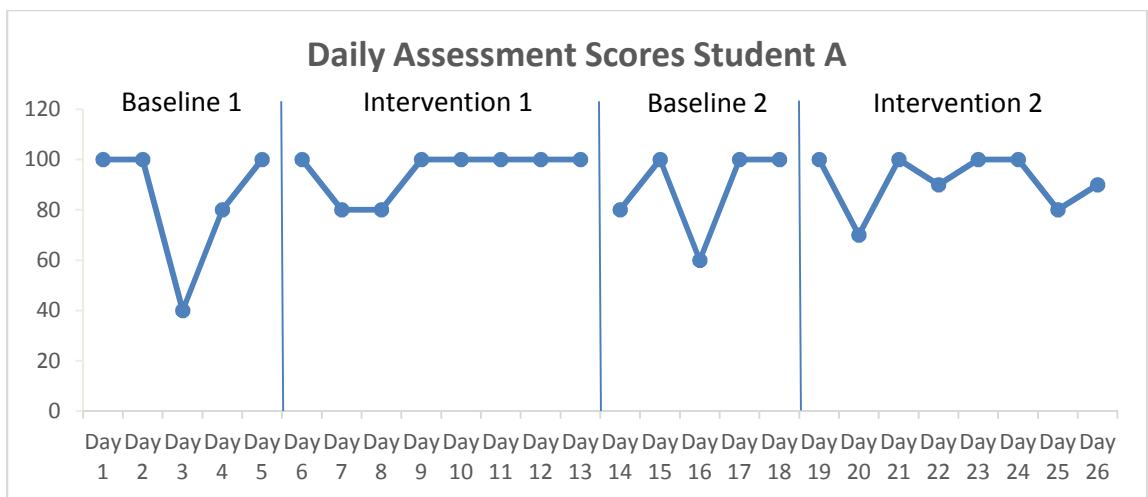


Figure 2. Daily assessment scores Student A

Student B is a 14-year-old Caucasian female. She is identified as having a specific learning disability and is eligible for special education services under the sub-classifications of reading comprehension and mathematics problem solving. During the

first baseline phase, Student B's mean score on her daily assessments was 88%. Student B's mean score decreased during the first intervention phase to 76.25%. When the intervention was removed during the second baseline phase, Student B's mean score decreased again to 64% and then increased during the second intervention phase to 85%. Student B's daily data is shown in Figure 3. As seen in the figure, Student B's scores tended to decrease in both baseline phases. During intervention phase 1, Student B's scores tended to decrease. When the flipped classroom was implemented for a second time, Student B's scores increased and remained consistent.

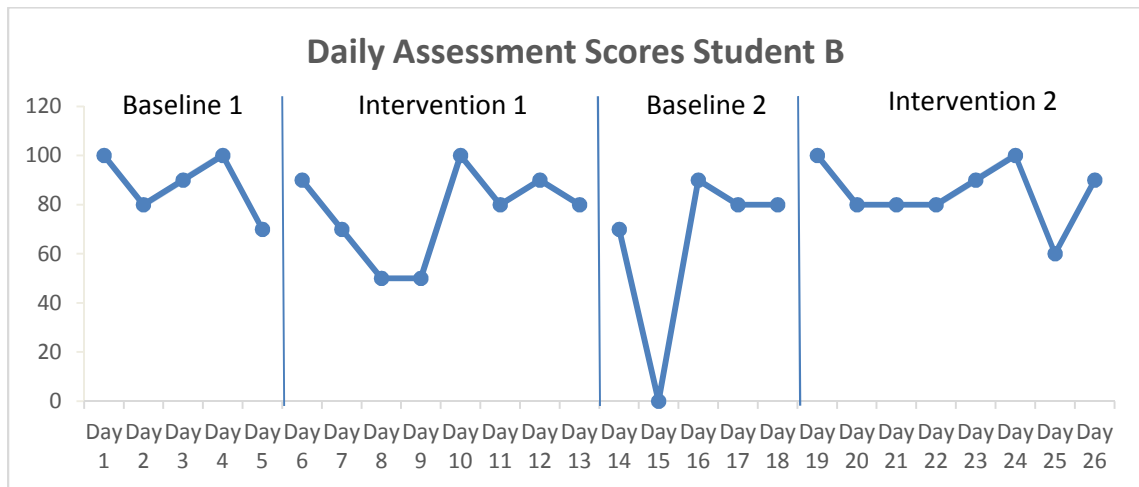


Figure 3. Daily assessment scores Student B

Student C is a 14-year-old Caucasian male. He is identified as having a specific learning disability and is eligible for special education services under the sub-classification of listening comprehension. During the first baseline phase, Student C’s mean score on his daily assessments was 84%. Student C’s mean score increased slightly during the first intervention phase to 85%. When the intervention was removed during the second baseline phase, Student C’s mean score increased slightly again to 86%. During the second intervention phase, Student C’s mean score decreased to 73.75%. Student C’s daily data is shown in Figure 4. As seen in the figure, Student C’s scores fluctuated during both intervention phases but ended at a consistent level.

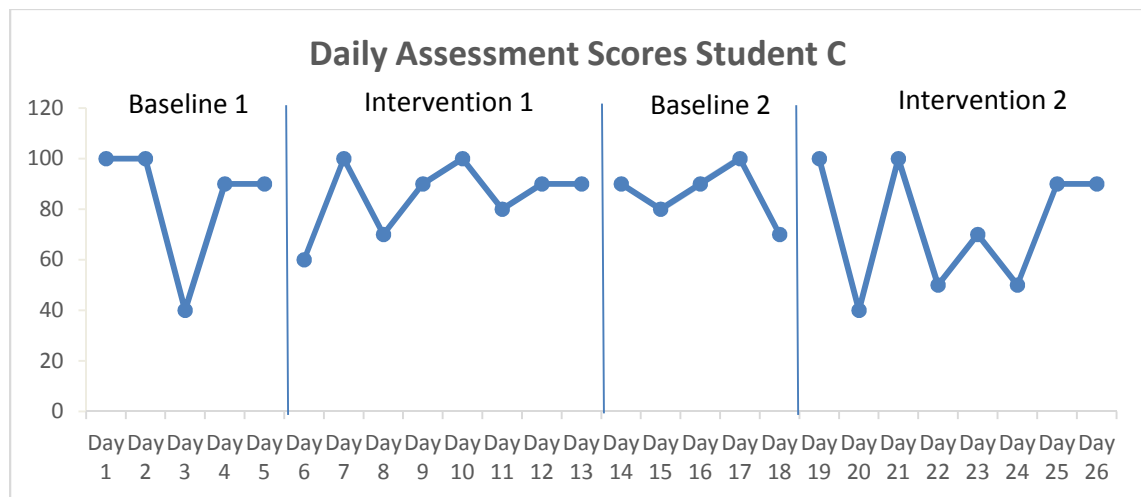


Figure 4. Daily assessment scores Student C

Student D is a 15-year-old African American male. He is identified as having a specific learning disability and is eligible for special education services under the sub-classifications of mathematical computations and mathematics problem solving. During the first baseline phase, Student D's mean score on his daily assessments was 66%. Student D's mean score increased during the first intervention phase to 83.75%. When the intervention was removed during the second baseline phase, Student D's mean score decreased to 64% and then increased again during the second intervention phase to 70%. Student D's daily data is shown in Figure 5. As seen in the figure, Student D's scores increased during the first baseline phase and decreased during the second baseline phase. Student D's scores increased during both flipped classroom intervention phases.

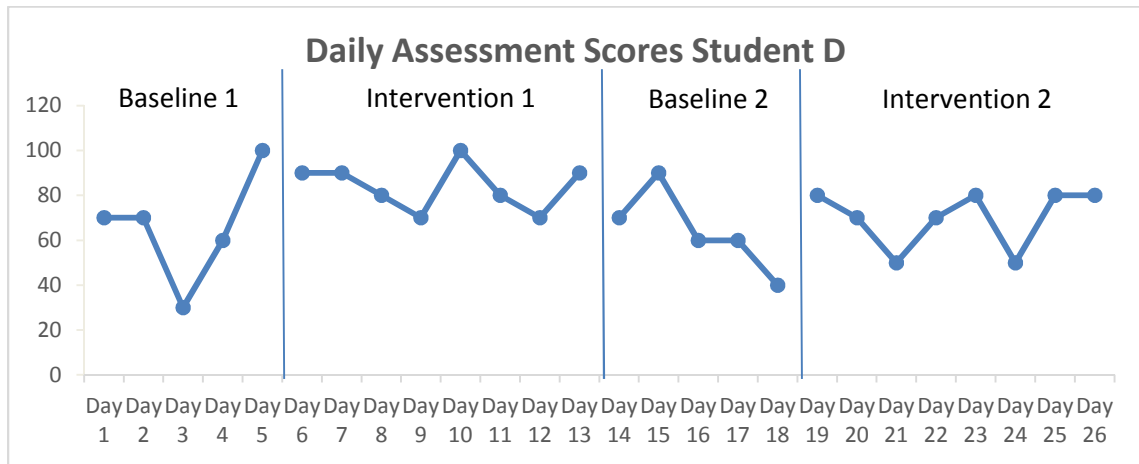


Figure 5. Daily assessment scores Student D

Student E is a 15-year-old Caucasian male. He is identified as having a specific learning disability and is eligible for special education services under the sub-classifications of mathematical computations and mathematics problem solving. During the first baseline, Student E's mean score on his daily assessments was 68%. Student E's mean score decreased during the first intervention phase to 60%. When the intervention was removed during the second baseline phase, Student E's mean score increased to 68% and then decreased again during the second intervention phase to 56.25%. Student E's daily data is shown in Figure 6. As seen in the figure, Student E's scores initially decreased and then increased at the end of each phase. Student E's scores were variable across all phases.

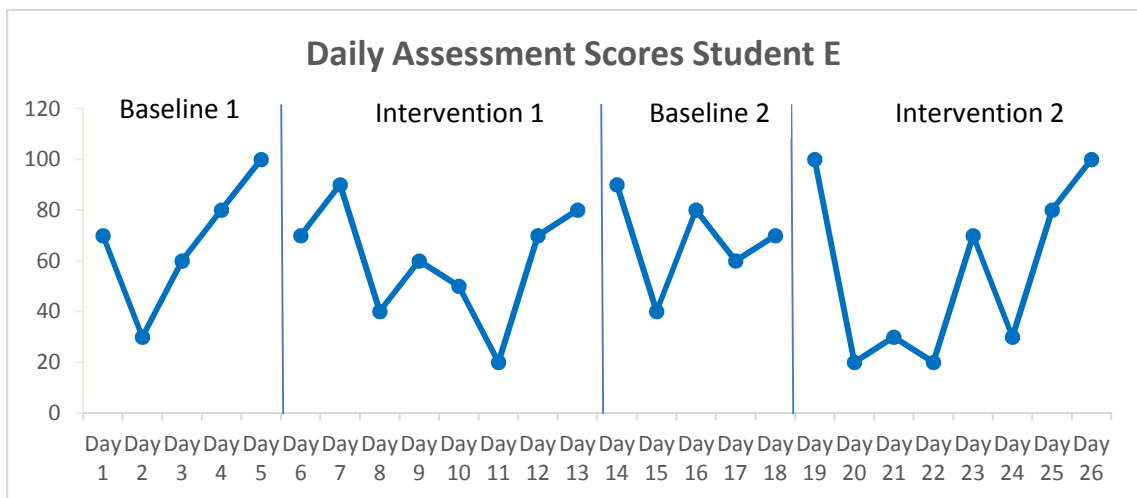


Figure 6. Daily assessment scores Student E

Homework Completion Rates

Homework completion rates were obtained through daily homework checks. Homework was graded on a five point scale to reflect the level of completion. Homework scores were then converted into percentages. Means and standard deviations of student percentage scores on homework completion rates are shown in Table 3.

Table 3

Mean and Standard Deviation of Homework Completion Rates across Phases

	Baseline 1		Intervention 1		Baseline 2		Intervention 2	
	Mean	SD	Mean	SD	Mean	SD	Mean	SD
	%	%	%	%	%	%	%	%
Student A	80	17.9	92.5	13.9	20	40	87.5	13.9
Student B	68	37.1	85	32.8	68	37.1	85	19.4
Student C	20	40.0	95	13.2	12	24	62.5	33.8
Student D	72	29.9	82.5	33.8	36	44.5	82.5	33.8
Student E	44	40.8	75	43.3	8	16	82.5	33.8

During the first baseline phase, Student A’s mean score for homework completion was 80%. Student A’s mean score increased during the first intervention phase to 92.5%. During the second baseline phase, Student A’s mean score decreased to 20% and then increased again during the second intervention phase to 87.5%. Student A’s daily data is shown in Figure 7. As seen in the figure, Student A’s rate of homework completion tended to decrease during both baseline phases. During both flipped classroom intervention phases, Student A’s rate of homework completion stayed in a more consistent range.

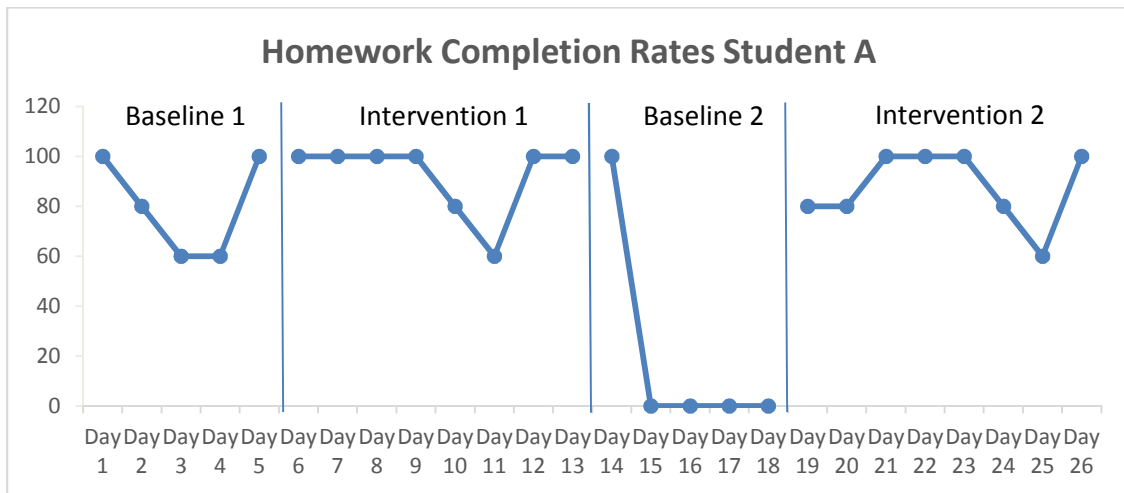


Figure 7. Homework completion rates Student A

During the first baseline phase, Student B’s mean score for homework completion was 68%. Student B’s mean score increased during the first intervention phase to 85%. During the second baseline phase, Student B’s mean score decreased to 68% and then increased again during the second intervention phase to 85%. Student B’s mean scores were consistent for baseline phases and intervention phases. Student B’s daily data is shown in Figure 8. As seen in the figure, Student B’s homework completion rates during both baseline phases were inconsistent with a couple scores as low as zero percent and several scores as high as one-hundred percent. Student B’s rates of homework completion tended to increase during both intervention phases with the majority of scores at one-hundred percent.

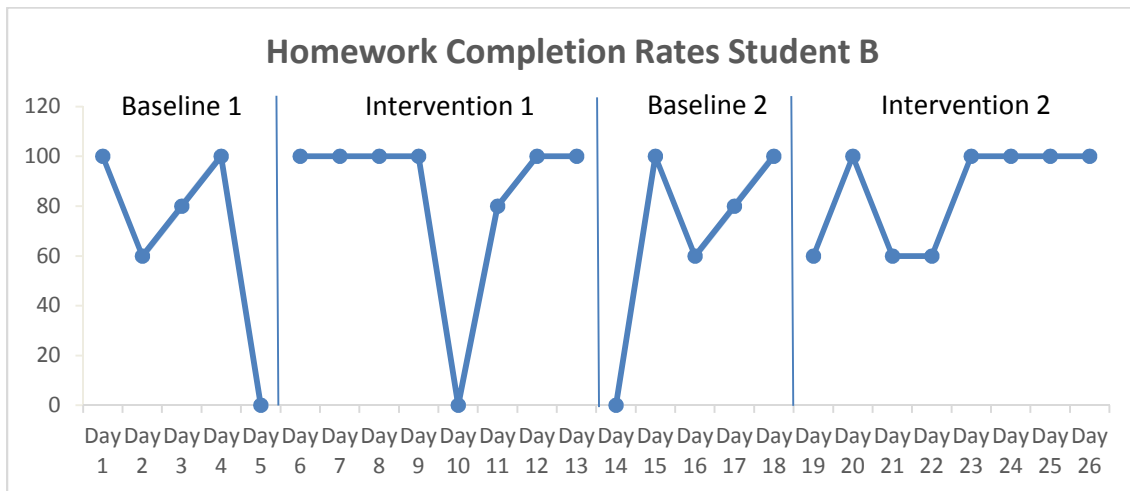


Figure 8. Homework completion rates Student B

During the first baseline phase, Student C’s mean score for homework completion was 20%. Student C’s mean score increased substantially during the first intervention phase to 95%. During the second baseline phase, Student C’s mean score decreased significantly to 12% and then increased again during the second intervention phase to 62.5%. Student C’s daily data is shown in Figure 9. As seen in the figure, Student C’s homework completion rates were consistently low during both baseline phases with the majority of the scores at zero percent. During the first intervention phase, Student C’s scores increased notably and consistently, and then became more variable during the second intervention phase.

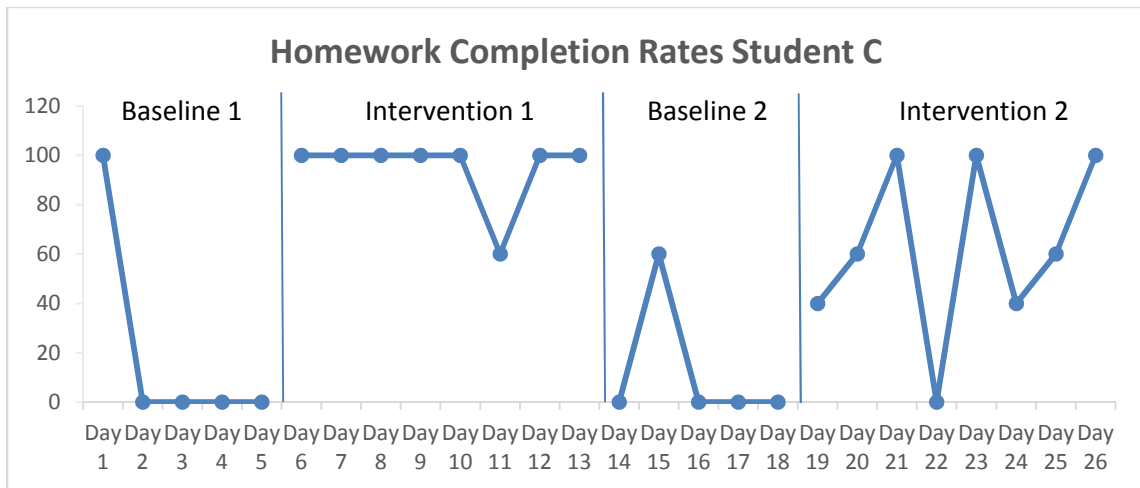


Figure 9. Homework completion rates Student C

During the first baseline phase, Student D’s mean score for homework completion was 72%. Student D’s mean score increased during the first intervention phase to 82.5%. During the second baseline phase, Student D’s mean score decreased significantly to 36% and then increased again during the second intervention phase to 82.5%. Student D’s mean scores were consistent across the two intervention phases. Student D’s daily data is shown in Figure 10. As seen in the figure, Student D’s rate of homework completion was variable across all phases. Student D’s homework completion scores during the intervention phases increased and ended consistently.

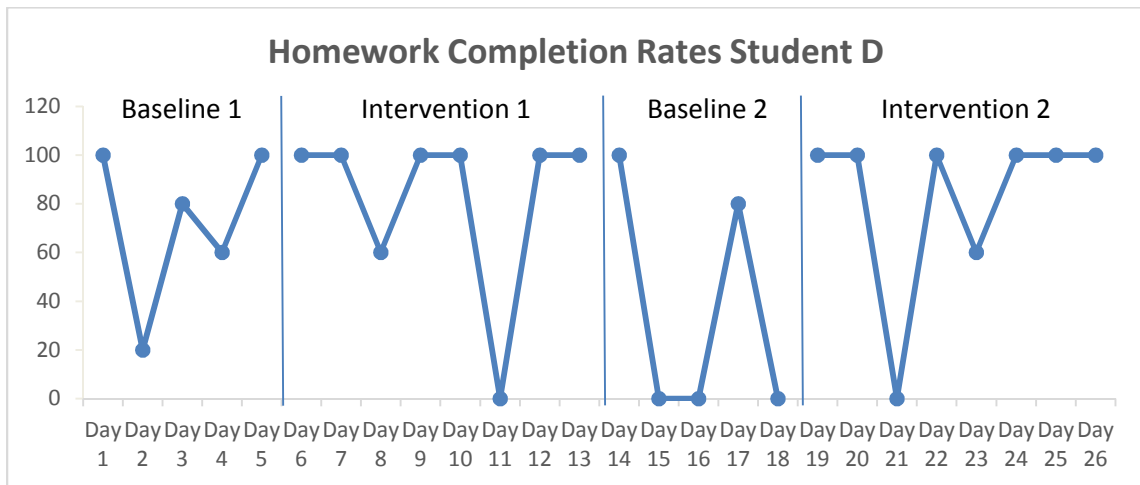


Figure 10. Homework completion rates Student D

During the first baseline phase, Student E’s mean score for homework completion was 44%. Student E’s mean score increased during the first intervention phase to 75%. During the second baseline phase, Student E’s mean score decreased significantly to 8% and then increased substantially during the second intervention phase to 82.5%. Student E’s daily data is shown in Figure 11. As seen in the figure, Student E’s rate of homework completion was low during both baseline phases with a few scores as low as zero percent. During both flipped classroom intervention phases, Student E’s scores increased and remained consistent at one-hundred percent with fewer decreased scores.

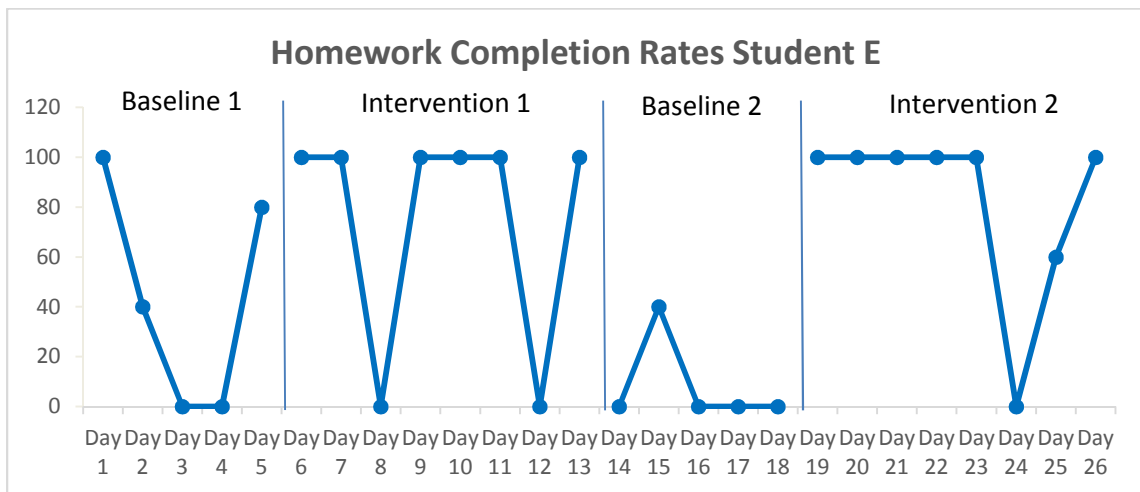


Figure 11. Homework completion rates Student E

Survey Results

All students voluntarily completed a Likert scale satisfaction survey after the completion of the second intervention phase. Results were tallied and converted into percentages. The student response percentages for each category in the eight survey statements is presented in Table 4.

Table 4

Student Satisfaction Survey Percentage Results

Statement	5 Strongly Agree (%)	4 Agree (%)	3 Neutral (%)	2 Disagre e (%)	1 Strongly Disagree (%)
I prefer the video lectures to in-class lectures.	80	20	0	0	0
I prefer video lectures/guided note sheets to practice worksheets for homework assignments.	60	20	20	0	0
I prefer practice activities to lectures during class time.	60	20	20	0	0
I enjoyed working with peers during class time.	60	40	0	0	0
I felt frustrated when watching video lectures and completing guided note sheets for homework.	0	0	20	20	60
I believe I had more opportunities to ask questions when the classroom was flipped.	60	20	20	0	0
I believe I learned better when the classroom was flipped.	40	40	20	0	0
I enjoyed learning Algebra I with the flipped classroom model.	40	40	20	0	0

As seen in Table 4, a rating of 5 or 4 indicated the students agreed to some degree with the statement. A rating of 3, indicated a neutral position on the statement. A rating of 2 or 1, indicated the students disagreed to some degree with the statement. Table 4 shows that all students agreed or strongly agreed with the statements “I prefer the video

lectures to in-class lectures” and “I enjoyed working with peers during class time”. Most students agreed that they preferred video lectures and guided note sheets to practice worksheets for homework assignments and preferred practice activities to lectures during class time. Most students believed they had more opportunities to ask questions and learned better when the classroom was flipped. Most students disagreed or strongly disagreed with the statement, “I felt frustrated when watching video lectures and completing guided note sheets for homework”. Overall, the majority of students reported enjoying learning Algebra 1 with the flipped classroom model.

Chapter 5

Discussion

The purpose of this study was to determine the effectiveness of the flipped classroom model as an intervention for improving academic grades and homework completion rates for Algebra I students with LD. At the end of the study, participants were asked to complete a voluntary satisfaction survey to assess their perceptions of the flipped classroom model.

Findings

Research suggests that the flipped classroom is an effective intervention for improving homework completion rates among high school students (Marlowe, 2012). The results of all five participants in the present study corroborate the research of Marlowe (2012) in which students improved their rates of homework completion when using the flipped classroom. In addition, survey results support the findings of Gilboy et al. (2015) which found most students preferred homework video lectures paired with in-class collaborative activities, to in-class lectures with individual practice homework assignments.

Previous research also suggests that the flipped classroom may result in significantly higher academic scores for all students (Day & Foley, 2006) specifically in the area of mathematics (Schroeder et al., 2015). The results of the present study for Students A and D support these findings. During the first baseline-intervention cycle, Student A's mean daily assessment percentage increased from 84% to 95%. In the second cycle similar results were found with an increase from 88% to 91.25%. Student D also demonstrated improved academic scores between baseline and intervention phases. From the first baseline phase to the first intervention phase Student D's mean daily assessment

score increased by 17.75 percentage points and increased 6 percentage points from the second baseline phase to the second intervention phase. Interestingly, Student A and D were the only two students with a SLD sub-classification identifying weakness in the area of written expression.

Contradictory to the findings of Schroeder et al. (2015) and in support of the research conducted by Love and colleagues (2014), Students B and C exhibited no significant increase in academic performance and actually showed mixed results between baseline-intervention cycles. Between the first baseline phase and first intervention phase, Student B's mean daily assessment score decreased by 11.75 percentage points but, between the second baseline and intervention phase, her mean daily assessment score increased by 21 percentage points. Student B's decrease in academic performance during the first intervention phase may be explained by inconsistent attendance. During that time frame, this student often missed class entirely or came to class late missing out on the full benefits of the collaborative in-class activities. As a result, her first intervention phase mean daily assessment percentage is solely a representation of her understanding of the video lectures.

Student C's mean daily assessment score remained relatively consistent during the first cycle increasing 1 percentage point from the first baseline phase to the first intervention phase. During the second cycle, Student C had a mean daily assessment score of 86% during the baseline phase and then dropped 12.25 percentage points to 73.75% when the flipped classroom intervention was implemented again. Student C's inconsistency between phases may be explained in part by his recent participation on the crew team. During the second intervention phase Student C was noticeably more tired

and less engaged during class time which he contributed to exhaustion from late practices and staying up late working on homework for his classes. During this period, it appeared Student C was having a particularly difficult time balancing his extracurricular activities with his academic work.

Contradictory to much of the research regarding academic improvement, Student D's mean daily assessment scores decreased during both intervention phases. Fulton (2012) warned that flipped classroom could be problematic for students in the "at risk" population due to limited technology devices and internet access. It is believed that Student D falls into this category. Although Student D's homework completion rates did increase during both intervention phases, access to the internet was not available at home and video lectures (when completed) were done at school during his supportive study hall period or after school during tutoring and library hours. Therefore, Student D did not benefit from having 24/7 access to instruction which Fulton (2012) noted as a significant benefit and contributing factor to academic improvement within the flipped classroom model. Lastly, although not classified, Student D has been observed to have communication and language difficulties. As a result, he struggled to collaborate effectively with peers during in-class activities.

The present study reinforced many of the findings of Lage and colleagues (2000) regarding student perspectives of the flipped classroom. Lage et al. (2000) found that students favored the flipped classroom and believed they learned better when the flipped classroom intervention was implemented. Eighty percent of students in the present study agreed or strongly agreed with the statement "I believed I learned better when the classroom was flipped." Lage et al. (2000) also found that students preferred the format

of instruction and practice. These findings were also supported in the presented study with 80% of participants expressing a preference of homework video lectures over traditional homework assignments (worksheet practice problems) and 80% of participants expressing a preference for in-class collaborative activities over in-class lectures. In addition, 80% of students reported that the video lectures and guided note sheets which were assigned for homework during intervention phases did not cause them to become frustrated. This corroborates the research of Marlowe (2012) with findings that suggest the flipped classroom reduces the level of stress and frustration at home related to homework assignments.

Limitations

This study has several possible limitations. One limitation may have been the time frame in which the study was conducted. This study was a master's thesis conducted during the spring semester. Due to the researcher's maternity leave, this study could not begin until March and had to be completed in a six week time frame. In the beginning of the study, March, students were readjusting to the procedures and expectations of their classroom teacher, the researcher. As the study progressed, they became more comfortable and confident in their classroom.

Another limitation may have been the grouping of students during collaborative activities in the intervention phases. Some days students worked well with their assigned partner. Other days, personalities clashed or students were distracted and lacked focus. However, with the support of the classroom paraprofessional, the researcher was able to redirect participants to foster successful collaboration.

A third limitation of this study was the disruption of the building schedule. During the second Phase A, PARCC testing took place during the first three sessions. As a result, classes did not meet every day and multiple days of data collection took place during one class session. In addition, on the last day of the second Phase A, classes were shortened and class periods were shuffled to accommodate the school's spring pep rally. On this particular day, less time was allotted for instruction and classes met at atypical times.

Lastly, a single subject design lends itself to the limitation of a small sample size. This study was conducted with five participants. The data may not be generalized beyond these five students.

Implications and Recommendations

This study adds to the existing research on the effectiveness of the flipped classroom in which academic performance on daily assessments and rates of homework completion for students with a SLD were investigated individually. The implementation of the instructional package in this research may lead educators to consider alternative, non-traditional homework assignments to improve rates of homework completion. A practical implication of this research is that homework video lectures paired with guided note sheets appears effective in improving rates of homework completion. However, the intervention may not be effective in improving academic outcomes on daily assessments for all students with a SLD.

Although the study has its limitations, the data does suggest that the flipped classroom helped students improve their rates of homework completion and may improve academic performance for some students. Prior research, such as the study conducted by Schroeder and colleagues (2015), has yielded much more promising results for the

academic outcomes in mathematics when the flipped classroom is utilized. Therefore, there is a demand for research to continue on the use of the flipped classroom to improve the academic performance of mathematics students. Most the research available on the flipped classroom has been conducted with high achieving high school students (Fulton, 2012; Westermann, 2014) or college students (Gilboy et al., 2015; Kuiper et al., 2015; Lage et al., 2000; Love et al., 2014; Moravec et al., 2010; Schroeder et al., 2015) so, there is a demand for more research with the special education population.

In this study, all five of the participants with LD improved their rates of homework completion during the flipped classroom intervention phases. Research should be conducted with a larger sample size to included students with a variety of special education classifications to determine if these findings can be generalized to all exceptional learners.

From survey results, it seems that students liked the flipped classroom intervention in Algebra 1. More research should be done in other content areas to evaluate the effects of the flipped classroom in different academic settings. Students also reported enjoying working with peers and participating in class activities. Research should be done to determine if the flipped classroom has an effect on social interactions and the development of pragmatic skills.

Conclusions

Overall, it appears that the flipped classroom will help students with LD to increase their rates of homework completion. In addition, it seems that students with LD were satisfied using the flipped classroom model. Further research, with a larger number of participants, is needed to generalize these findings to high school students with

learning disabilities and to determine if the use of the flipped classroom may positively impact high school students with other classifications. While this study attempted to demonstrate the effectiveness of the flipped classroom intervention in improving academic outcomes for students with LD, more research is needed with a larger sample size, over an increased time frame, to draw more conclusive findings.

References

- Ambrose, S. A., Bridges, M. W., DiPietro, M., Lovett, M. C., & Norman, M. K. (2010). *How learning works: Seven research-based principles for smart teaching*. San Francisco, CA: Jossey-Bass
- Aslan, S., & Reigeluth, C. M. (2016). Examining the challenges of learner-centered education. *Phi Delta Kappan*, 97(4), 63-68
- Bain, K., Basson, S. H., & Wald, M. (2002). Speech recognition in university classrooms: Liberated learning project. In *Proceedings of the fifth international ACM conference on Assistive technologies* (pp. 192-196). ACM.
- Beldarrain, Y. (2006). Distance education trends: Integrating new technologies to foster student interaction and collaboration. *Distance Education*, 27(2), 139-153.
- Bishop, J. L., & Verleger, M. A. (2013). The flipped classroom: A survey of the research. In *ASEE National Conference Proceedings, Atlanta, GA* (Vol. 30, No. 9).
- Carver, L. B. (2016). Teacher perception of barriers and benefits in K-12 technology usage. *Turkish Online Journal of Educational Technology - TOJET*, 15(1), 110-116
- Common Core State Standards Initiative (Ed.). (2016). *Mathematics Standards*. Retrieved from Common Core State Standards Initiative: Preparing America's Students for College & Careers website: <http://www.corestandards.org/Math/>
- Day, J. A., & Foley, J. D. (2006). Evaluating a web lecture intervention in a human-computer interaction course. *IEEE Transactions on Education*, 49(4), 420-431.
- Fulton, K. P. (2012). 10 reasons to flip: A southern Minnesota school district flipped its math classrooms and raised achievement and student engagement. *Phi Delta Kappan*, 94(2), 20.
- Geary, D. C. (2004). Mathematics and learning disabilities. *Journal of Learning Disabilities*, 37, 4-15.
- Gilboy, M. B., Heinerichs, S., & Pazzaglia, G. (2015). Enhancing student engagement using the flipped classroom. *Journal of Nutrition Education and Behavior*, 47(1), 109-114.
- Hallahan, D. P., Kauffman, J. M., & Pullen, P. C. (2015). *Exceptional Learners an Introduction to Special Education* (13th ed.). Upper Saddle River, NJ: Pearson.

- Harrison, S. (2003). Creating a successful learning environment for postsecondary students with learning disabilities: policy and practice. *Journal of College Reading and Learning, 33*(2), 131-45.
- Herreid, C. F., Schiller, N. A., Herreid, K. F., & Wright, C. B. (2014). A chat with the survey monkey: Case studies and the flipped classroom. *Journal of College Science Teaching, 44*(1), 75-80.
- Kogan, M., & Laursen, S. L. (2014). Assessing long-term effects of inquiry-based learning: A case study from college mathematics. *Innovative Higher Education, 39*(3), 183-199.
- Kuiper, S. R., Carver, R. H., Posner, M. A., & Everson, M. G. (2015). Four perspectives on flipping the statistics classroom: Changing pedagogy to enhance student-centered learning. *Primus, 25*(8), 655-682.
- Lage, M. J., Platt, G. J., & Treglia, M. (2000). Inverting the classroom: A gateway to creating an inclusive learning environment. *Journal of Economic Education, 31*(1), 30-43.
- Love, B., Hodge, A., Grandgenett, N., & Swift, A. W. (2014). Student learning and perceptions in a flipped linear algebra course. *International Journal of Mathematical Education in Science and Technology, 45*(3), 317-324.
- Marlowe, C. A. (2012). The effect of the flipped classroom on student achievement and stress. (Master's Thesis), Montana State University, Bozeman, MT.
- Mbugua, S. N., Kiboss, J., & Tanui, E. (2015). Influence of integration of information communication technology in teaching on students' academic performance. *Journal of Education and Practice, 6*(24), 7-13.
- Moravec, M., Williams, A., Aguilar-Roca, N., & O'Dowd, D. K. (2010). Learn before lecture: a strategy that improves learning outcomes in a large introductory biology class. *CBE-Life Sciences Education, 9*(4), 473-481.
- New Jersey Department of Education. (2016). In *Cedar Creek High School Demographic* (pp. 1-19). Retrieved from NJ School Performance Report database. (Accession No. 01-1790-060)
- Roehl, A., Reddy, S. L., & Shannon, G. J. (2013). The flipped classroom: An opportunity to engage millennial students through active learning strategies. *Journal of Family and Consumer Sciences, 105*(2), 44-49.
- Saragih, S., & Napitupulu, E. (2015). Developing student-centered learning model to improve high order mathematical thinking ability. *International Education Studies, 8*(6), 104-112.

- Satsangi, R., & Bouck, E. C. (2015). Using virtual manipulative instruction to teach the concepts of area and perimeter to secondary students with learning disabilities. *Learning Disability Quarterly, 38*(3), 174-186
- Schroeder, L. B., McGivney-Burelle, J., & Xue, F. (2015). To flip or not to flip? An exploratory study comparing student performance in calculus I. *Primus, 25*(9-10), 876-885.
- Talbott, E., Fleming, J., Karabatsos, G., & Dobria, L. (2011). Making sense of minority student identification in special education: School context matters. *International Journal of Special Education, 26*(3), 150-170.
- U.S. Department of Education. (2016). Students with Disabilities. Retrieved from National Center for Education Statistics website: <https://nces.ed.gov/fastfacts/display.asp?id=64>
- U.S. Department of Education Office of Special Education Programs. (2006). Identification of Specific Learning Disabilities. Retrieved from Building the Legacy: IDEA 2004 website: <http://idea.ed.gov/explore/view/p/%2Croot%2Cdynamic%2CTopicalBrief%2C23%2C>
- Webel, C., & Otten, S. (2016). Teaching in a world with PhotoMath. *The Mathematics Teacher, 109*(5), 368-373. doi:10.5951/mathteacher.109.5.0368
- Westermann, E. B. (2014). A half-flipped classroom or an alternative approach?: Primary sources and blended learning. *Educational Research Quarterly, 38*(2), 43-57.
- Wininger, S. R., & Norman, A. D. (2010). Assessing coverage of Maslow's theory in educational psychology textbooks: A content analysis. *Teaching Educational Psychology, 6*(1), 33-48.
- Zainuddin, Z., & Halili, S. H. (2016). Flipped classroom research and trends from different fields of study. *International Review of Research in Open and Distributed Learning, 17*(3), 313-340.